



Special Eurobarometer 410

EUROPEANS, AGRICULTURE AND THE COMMON AGRICULTURAL POLICY (CAP)

REPORT

Fieldwork: November - December 2013

Publication: March 2014

This survey has been requested by the European Commission, Directorate-General for Agriculture and rural development and co-ordinated by Directorate-General for Communication.

http://ec.europa.eu/public_opinion/index_en.htm

This document does not represent the point of view of the European Commission.
The interpretations and opinions contained in it are solely those of the authors.

Special Eurobarometer 410 / Wave EB80.2 – TNS Opinion & Social

Special Eurobarometer 410

**Europeans, Agriculture and the
Common Agricultural Policy (CAP)**

Conducted by TNS Opinion & Social at the request of the
Directorate-General for Agriculture and Rural Development

Survey coordinated by the European Commission's
Directorate-General for Communication
(DG COMM "Strategy, Corporate Communication Actions
and Eurobarometer" Unit)

TABLE OF CONTENTS

INTRODUCTION	2
MAIN FINDINGS	5
I. AGRICULTURE IN THE EU: PERCEIVED IMPORTANCE AND OBJECTIVE KNOWLEDGE.....	7
1. The perceived importance of agriculture and rural areas in the EU	7
2. Objective knowledge of European agriculture	11
II. THE COMMON AGRICULTURAL POLICY (CAP)	15
1. Objective knowledge of the CAP	15
2. The opinion of Europeans about the CAP's key elements	21
3. Information about the CAP	28
III. FINANCIAL AID FOR FARMERS AND THE CAP BUDGET.....	31
1. Financial aid for farmers.....	31
2. Reasons justifying the CAP's share of the total EU budget	35
3. Does the CAP only benefit farmers?.....	37
IV. THE ROLE OF AGRICULTURE AND FARMERS IN SOCIETY	39
1. The responsibilities of farmers in our society	39
2. The most important reasons for maintaining agriculture in all parts of the EU.....	42
V. CONSUMER INFORMATION ABOUT THE ORIGIN OF FOODSTUFFS.....	45
1. Milk and dairy products	45
2. Meat	52
3. The importance of purchasing factors	58
4. Willingness to pay more for a product	62
VI. RECOGNITION OF QUALITY LABELS.....	65
CONCLUSION	69

INTRODUCTION

Introduced in 1962, the common agricultural policy (CAP) is a partnership between agriculture and society, between Europe and its farmers. It is a policy common to all European Union (EU) Member States, managed and financed at the European level using the EU's annual budget.

The CAP is the oldest EU policy. Its principal objectives have therefore evolved over the years. It currently aims to ensure a regular supply of affordable foodstuffs for consumers, while guaranteeing a fair standard of living for European farmers.

Other very important objectives of the CAP are food security, the sustainable management of natural resources, the preservation of rural economies, the redistribution of aid between countries and between farmers, and climate change.

In November 2013, the European institutions finalised an agreement on CAP reform for the period 2014/2020.

Against the background of the adoption of this new CAP for 2014-2020, the Directorate-General for Agriculture and Rural Development was keen to consult European public opinion once again on agriculture in the EU and the CAP.

The new CAP will be greener, fairer and more sustainable. During the period 2014-2020, €373.2 billion will be allocated to the common agricultural policy, representing the largest cost item in the European budget.

The Special Eurobarometer 410 addresses several areas:

- The relationship between Europeans and agriculture within the European Union: what importance do they attach to agriculture, its diversity and rural development? What is their objective knowledge of agriculture?
- The relationship between Europeans and the CAP: what do they know about it? How do they get information about it? What is their opinion of the CAP's principal features?
- EU public opinion of the financial aid provided to farmers and the proportion of the European Union budget that this support represents;
- European public opinion about the role that farmers play in society;
- The information that EU consumers have about the origin of certain food products, and their willingness to pay more in order to access this information;
- The recognition of quality logos and labels among EU consumers.

The majority of the questions in this Eurobarometer survey have been asked previously, in November 2009 (Special Eurobarometer 336)¹ and in March 2012 (Special Eurobarometer 389)². For these questions, it is possible to analyse the results of this new survey alongside those from the previous surveys.

The questions which were asked for the first time in this 2013 survey have provided important information about the new issues addressed by the CAP following the 2013 reform.

This survey was carried out by TNS Opinion & Social network in the 28 Member States of the European Union between 23 November and 2 December 2013. Some 27,919 EU citizens from different social and demographic categories were interviewed face-to-face at home and in their native language.

The methodology used is that of Eurobarometer surveys as carried out by the Directorate-General for Communication (“Strategy, Corporate Communication Actions and Eurobarometer” Unit)³. A technical note on the manner in which the interviews were conducted by the institutes within the TNS Opinion & Social network is appended as an annex to this report. Also included are the interview methods and the confidence intervals⁴.

¹ http://ec.europa.eu/public_opinion/archives/ebs/ebs_336_en.pdf The fieldwork for the Special Eurobarometer 336 took place between 13 November and 9 December 2009. For ease, this will be referred to as the November 2009 survey.

² http://ec.europa.eu/public_opinion/archives/ebs/ebs_389_en.pdf

³ http://ec.europa.eu/public_opinion/index_en.htm.

⁴ The results tables are included in the annex. It should be noted that the total of the percentages in the tables of this report may exceed 100% when the respondent could give several answers to the question.

Note: In this report, the countries are represented by their official abbreviations. The abbreviations used in this report correspond to:

ABBREVIATIONS			
BE	Belgium	LV	Latvia
BG	Bulgaria	LU	Luxembourg
CZ	Czech Republic	HU	Hungary
DK	Denmark	MT	Malta
DE	Germany	NL	The Netherlands
EE	Estonia	AT	Austria
EL	Greece	PL	Poland
ES	Spain	PT	Portugal
FR	France	RO	Romania
HR	Croatia	SI	Slovenia
IE	Ireland	SK	Slovakia
IT	Italy	FI	Finland
CY	Republic of Cyprus*	SE	Sweden
LT	Lithuania	UK	The United Kingdom
		EU28	European Union - 28 Member States
		EU15**	BE, IT, FR, DE, LU, NL, DK, UK, IE, PT, ES, EL, AT, SE, FI
		NMS13***	BG, CZ, EE, CY, LT, LV, MT, HU, PL, RO, SI, SK, HR
		EURO AREA	BE, FR, IT, LU, DE, AT, ES, PT, IE, NL, FI, EL, EE, SI, CY, MT, SK

* Cyprus as a whole is one of the 28 Member States of the European Union. However, the “acquis communautaire” is suspended in the part of the country that is not controlled by the Government of the Republic of Cyprus. For practical reasons, only the interviews conducted in the part of the country controlled by the Government of the Republic of Cyprus are included in the “CY” category and in the EU28 average.

** The EU15 countries are the 15 countries that constituted the European Union before the successive enlargements of 2004, 2007 and 2013.

*** The NMS13 are the 13 “New Member States” that joined the European Union during the successive enlargements of 2004, 2007 and 2013.

* * * * *

We would like to take the opportunity to thank all the respondents across the European Union who gave their time to take part in this survey.

Without their active participation, this study would simply not have been possible.

MAIN FINDINGS

- **Europeans attach growing importance to agriculture:** along with the development of rural areas, they regard it as a “very important” issue for the future (53%, +7 points since 2009). Ensuring diversity of farming and food products within the European Union is considered equally important by an absolute majority.
- **While their knowledge of the situation of European agriculture remains sketchy,** a majority of Europeans (61%) know that farming incomes are still lower than those in other economic sectors.
- However, a lack of information persists and common preconceptions are becoming more widespread, such as the belief that the United States produces more agricultural products than the European Union (46%, +5).
- Almost two-thirds of Europeans have heard of the support provided by the EU to farmers under the CAP, although only a minority know about it in detail. In comparison, in 2009 only 41% of Europeans said that they had heard of the CAP in general⁵.
- A considerable majority of EU citizens support the key elements of the CAP, **whether that is guaranteeing the food supply, developing rural areas in a balanced way, or supporting young farmers (more than 80% support these ideas).**
- For 92% of Europeans (+4 percentage points since 2009), **giving support to farmers in a fairer and more targeted way** is a good thing.
- For 91% of Europeans (+4 points), **linking the financial aid given to farmers to compliance with farming practices which benefit the environment** is perceived as a good thing.
- **The amount of financial aid granted to farmers is considered as about right by a majority of EU citizens.** For them, this large amount is justified by the fact that farmers not only guarantee the food supply but also ensure the protection of the environment.
- More than three-quarters of respondents agree that the CAP benefits all EU citizens. This explains why they support the financial aid granted to farmers. For European citizens, farmers play an important role in society: they are responsible for offering a variety of quality products, maintaining employment and economic activity in rural areas, and ensuring environmental protection.
- **Country of origin is the information that consumers most want with respect to the traceability of two foodstuffs (milk and some types of meat).**

- **53% of Europeans are even prepared to pay more (1-2%) in order to see information about the place of origin appear on labels.**
- **Quality is the most important purchasing factor for EU consumers.**
- Just over one-third of consumers in the EU *spontaneously* said they did not know any of the logos tested in the survey: Fairtrade, Organic Farming, and Geographical Indications (PDO, PGI and TSG).
- Recognition of the three quality logos (PDO, PGI and TSG) has remained almost unchanged since March 2012.

⁵ Special Eurobarometer 336: QB3. Have you ever heard or read about the "CAP", the European Union's Common Agricultural and Rural Development Policy?

I. AGRICULTURE IN THE EU: PERCEIVED IMPORTANCE AND OBJECTIVE KNOWLEDGE

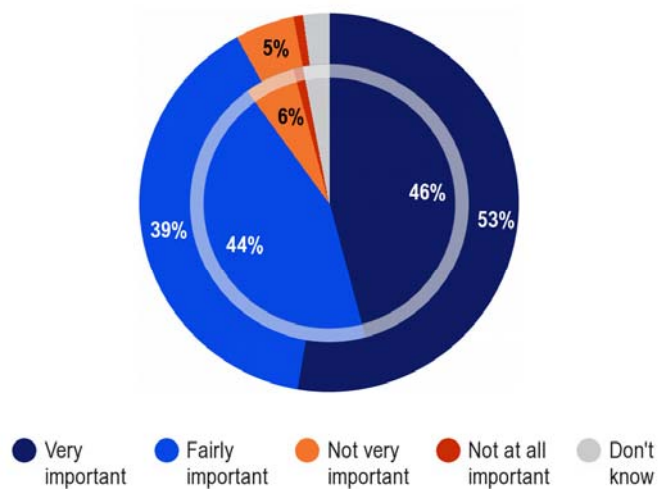
– Europeans view European agriculture as an important subject, yet they know rather little about it –

1. The perceived importance of agriculture and rural areas in the EU

An absolute majority of Europeans consider that, in the European Union, agriculture and rural areas are an important matter for their future: more than nine out of ten Europeans believe this, while more than half of Europeans consider the subject is "very important".

Respondents seem to be more concerned about this matter than was the case in the Special Eurobarometer 336 of November 2009: 92% (+2 percentage points, vs 6%) consider it "important", while the proportion who say that these are "very important" subjects for the future has increased by seven points (to 53%).

QB1. Do you think that, in the EU, agriculture and rural areas is a ... subject for our future?



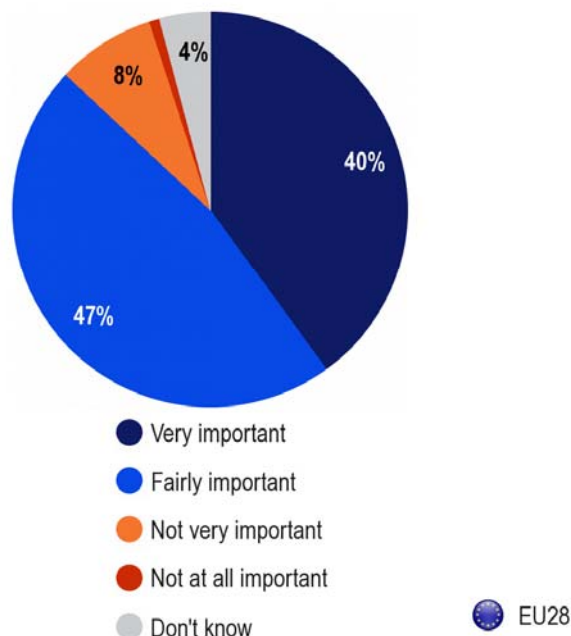
Inner pie : EB72.5 Nov. 2009

Outer pie : EB80.2 Nov.-Dec. 2013

EU28

Tested for the first time, the importance **Europeans ascribe to "great diversity in farming and food products within the EU"** is also very considerable: 87% of respondents say that this diversity is "important" (vs 9% who say it is "not important"), 40% of whom view it as "very important".






























QB7. There is great diversity in farming and food products in the 28 EU Member States. In your opinion, how important or not is this diversity?
































These are majority opinions in all the Member States. However, we found that:

- These two subjects are most likely to be seen as "important" in Greece (97% for agriculture and rural zones for our future, 59% of whom say these are "very important"; and 96% for diversity, with 52% saying "very important"), Finland (98% and 93%), Cyprus (97% and 95%) and Portugal (97% and 93%);
- A large majority of respondents in Croatia, which joined the European Union on 1 July 2013, say both subjects are "important" (91% and 88%);
- In several Member States, the proportion of respondents who consider agriculture and rural zones to be "very important" for the future has increased by ten or more points since November 2009. This is the case in Lithuania (62%, +28 percentage points), Bulgaria (67%, +22), Slovakia (63%, +15), Ireland (63%, +15), Finland (65%, +14), France (59%, +12), Portugal (54%, +12), the Czech Republic (60%, +11), Cyprus (76%, +11), Austria (59%, +11), the United Kingdom (49%, +10) and Luxembourg (54%, +10).
- Although a clear majority of respondents in all Member States consider that diversity in farming and food products is important, the proportion who say it is "very important" has fallen slightly in Denmark (29%), Poland (31%), Italy (31%), Slovakia (32%) and the Czech Republic (32%).

QB1 Do you think that, in the EU, agriculture and rural areas is a ... subject for our future?

		Very important	Fairly important	Not very important	Not at all important	Don't know	Total 'Important'	Diff. 2013 - 2009	Total 'Not important'	Diff. 2013 - 2009
	EU28	53%	39%	5%	1%	2%	92%	+2	6%	-1
	LT	62%	33%	3%	1%	1%	95%	+10	4%	-5
	BG	67%	29%	2%	0%	2%	96%	+8	2%	-5
	SK	63%	33%	3%	0%	1%	96%	+8	3%	-7
	UK	49%	39%	5%	1%	6%	88%	+8	6%	-8
	FI	65%	33%	1%	0%	1%	98%	+6	1%	-6
	IE	63%	28%	2%	1%	6%	91%	+5	3%	-2
	IT	49%	43%	5%	1%	2%	92%	+4	6%	-2
	MT	70%	26%	2%	0%	2%	96%	+4	2%	-3
	AT	59%	37%	3%	0%	1%	96%	+4	3%	-4
	CY	76%	21%	2%	0%	1%	97%	+3	2%	-1
	LV	61%	33%	4%	1%	1%	94%	+3	5%	-2
	LU	54%	40%	5%	0%	1%	94%	+3	5%	-3
	RO	59%	33%	4%	1%	3%	92%	+3	5%	-1
	ES	58%	36%	4%	1%	1%	94%	+2	5%	=
	FR	59%	36%	3%	1%	1%	95%	+2	4%	-1
	HU	51%	43%	5%	0%	1%	94%	+2	5%	=
	PL	43%	47%	6%	1%	3%	90%	+2	7%	+1
	PT	54%	43%	2%	0%	1%	97%	+2	2%	-1
	EL	59%	38%	3%	0%	0%	97%	+1	3%	-1
	CZ	60%	32%	6%	1%	1%	92%	=	7%	=
	EE	61%	34%	4%	1%	0%	95%	=	5%	+1
	SI	68%	27%	3%	1%	1%	95%	=	4%	=
	BE	44%	47%	8%	1%	0%	91%	-1	9%	+2
	DE	50%	42%	6%	1%	1%	92%	-1	7%	+2
	SE	57%	34%	6%	1%	2%	91%	-1	7%	=
	DK	52%	40%	6%	0%	2%	92%	-2	6%	+1
	NL	41%	46%	11%	1%	1%	87%	-4	12%	+5
	HR	52%	39%	7%	1%	1%	91%	NA	8%	NA

QB7 There is great diversity in farming and food products in the 28 EU Member States. In your opinion, how important or not is this diversity?

		Very important	Fairly important	Not very important	Not at all important	Don't know	Total 'Important'	Total 'Not important'
	EU28	40%	47%	8%	1%	4%	87%	9%
	EL	52%	44%	4%	0%	0%	96%	4%
	CY	59%	36%	4%	1%	0%	95%	5%
	HU	43%	50%	6%	1%	0%	93%	7%
	PT	42%	51%	4%	1%	2%	93%	5%
	FI	45%	48%	5%	0%	2%	93%	5%
	LT	49%	43%	4%	1%	3%	92%	5%
	AT	45%	47%	8%	0%	0%	92%	8%
	BG	56%	35%	4%	0%	5%	91%	4%
	ES	50%	41%	3%	1%	5%	91%	4%
	FR	36%	55%	6%	0%	3%	91%	6%
	LU	44%	47%	8%	1%	0%	91%	9%
	IE	56%	34%	3%	1%	6%	90%	4%
	LV	38%	52%	6%	1%	3%	90%	7%
	MT	53%	37%	4%	1%	5%	90%	5%
	BE	35%	53%	9%	1%	2%	88%	10%
	HR	45%	43%	9%	1%	2%	88%	10%
	SI	44%	44%	7%	3%	2%	88%	10%
	EE	44%	43%	10%	1%	2%	87%	11%
	NL	45%	42%	10%	1%	2%	87%	11%
	SE	39%	48%	9%	2%	2%	87%	11%
	UK	44%	43%	6%	1%	6%	87%	7%
	PL	31%	55%	6%	1%	7%	86%	7%
	DE	41%	42%	14%	2%	1%	83%	16%
	SK	32%	50%	11%	2%	5%	82%	13%
	CZ	32%	49%	14%	2%	3%	81%	16%
	RO	33%	48%	11%	2%	6%	81%	13%
	IT	31%	48%	10%	3%	8%	79%	13%
	DK	29%	44%	18%	6%	3%	73%	24%

A socio-demographic analysis reveals that a clear majority of respondents in every category view agriculture and rural areas as an important issue for their future and diversity in farming and food products as an important issue today. There are some slight differences:

- The proportion of respondents who consider agriculture and rural zones to be a “very important” issue for their future is greatest among Europeans aged 55 and over (58%, vs 54% among 40-54 year olds, 51% among 25-39 year olds, and only 40% among 15-24 year olds). Age seems to play less of a role when it comes to the importance of diversity in farming and food products.
- The responses from Europeans who live in rural areas are quite close to the average in terms of the importance of agriculture and rural areas within the EU for their future, although they are slightly more likely to find this subject important: 56% say it is “very important”, vs 51% of urban dwellers, whether they live in small, medium or large-sized towns.

2. Objective knowledge of European agriculture

In order to evaluate European citizens’ objective knowledge of agriculture in the European Union, they were presented with three statements. Respondents were asked to say if each statement was true or false:

(1) The United States produces more agricultural products than the EU

(2) In the EU, on average, incomes in the agricultural sector are lower than incomes in other sectors of the economy

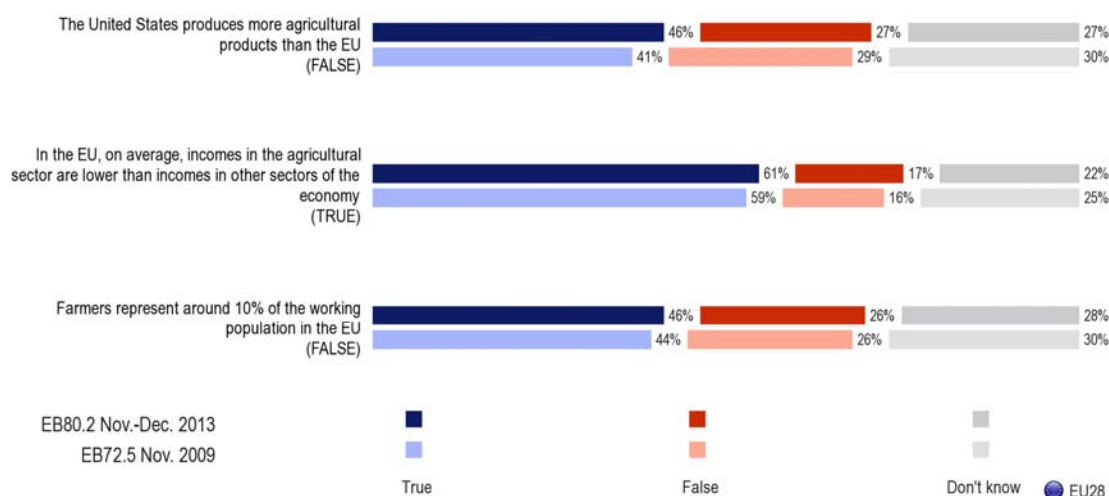
(3) Farmers represent around 10% of the working population in the EU

Readers will note that only statement (2) is true: incomes in the farming sector are lower than those in other sectors in Europe. Statements (1) and (3) are false: the European Union produces more agricultural products than the United States and farmers represent significantly less than 10% of the working population in the European Union.

In detail, the results were as follows:

- A majority of Europeans correctly answer that farming incomes are on average lower than incomes in other economic sectors: 61% know that it is “true”, representing an increase of two percentage points since the survey of November 2009, while 17% think it is “false” (+1). Slightly less than a quarter of Europeans still say that they “don’t know” (22%, -3);
- An increased majority of respondents wrongly think that the United States produces more agricultural products than the European Union (46%, +5 “true”, vs 27%, -2 “false”, and 27%, -3 “don’t know”) and that farmers represent about 10% of the European working population (46%, +2 “true”, vs 26%, unchanged, “false”, and 28%, -2 “don’t know”).

QB2. Please tell me for each of the following sentences related to agriculture, whether you think that it is true or false.



The correct answer appears in brackets below each statement






























The highest averages of correct answers are found in the Czech Republic (46% average), Belgium (45%), France (45%) and Sweden (45%). As a guide, the EU28 average of correct answers for the three statements is 38%.

Awareness that **farming incomes are on average lower than those in other economic sectors** has increased markedly since the 2009 report in Portugal (67%, +18 percentage points), Lithuania (56%, +11), Bulgaria (50%, +10), and Sweden (70%, +10).

The incorrect belief that **the United States produces more agricultural products than the European Union** has grown most significantly in Bulgaria (41%, +14), Malta (38%, +11), Finland (65%, +10), Italy (45%, +9), Slovakia (57%, +9), Lithuania (35%, +8), Slovenia (59%, +8) and Sweden (63%, +8).

QB2. Please tell me for each of the following sentences related to agriculture, whether you think that it is true or false.




Correct answer

		The United States produces more agricultural products than the EU	Diff. 2013 - 2009	In the EU, on average, incomes in the agricultural sector are lower than incomes in other sectors of the economy	Diff. 2013 - 2009	Farmers represent around 10% of the working population in the EU	Diff. 2013 - 2009
		FALSE		TRUE		FALSE	
	EU28	27%	-2	61%	+2	26%	=
	BE	28%	+3	74%	+4	34%	-4
	BG	15%	+2	50%	+10	11%	+6
	CZ	33%	-1	74%	+1	31%	=
	DK	34%	-6	54%	+1	32%	=
	DE	24%	-3	63%	+2	28%	+4
	EE	29%	-1	61%	+2	25%	+3
	IE	27%	+3	55%	+2	20%	-3
	EL	31%	-4	60%	-8	23%	-9
	ES	29%	+2	62%	-5	24%	=
	FR	32%	-1	73%	+5	31%	+2
	IT	23%	-2	47%	+2	19%	-3
	CY	26%	+3	58%	+6	11%	+1
	LV	34%	+6	55%	+4	24%	+1
	LT	35%	+2	56%	+11	27%	+9
	LU	21%	-2	69%	+3	36%	+9
	HU	27%	+2	65%	-7	28%	+4
	MT	23%	-1	44%	+7	24%	+7
	AT	24%	+3	65%	+1	26%	+5
	NL	26%	-9	67%	-8	37%	+2
	PL	36%	-2	53%	+3	29%	-2
	PT	26%	+7	67%	+18	19%	+3
	RO	24%	+8	44%	+3	17%	+4
	SI	18%	-8	62%	-5	17%	-8
	SK	26%	-10	80%	+4	22%	-3
	FI	21%	-6	64%	+6	37%	+5
	SE	26%	-6	70%	+10	40%	+2
	UK	29%	+1	65%	+6	27%	+1
	HR	22%	NA	53%	NA	26%	NA

A socio-demographic analysis does not reveal any great differences between categories, although a number of nuances can be identified:

- With regard to the suggestion that **the United States produces more agricultural products than the European Union**, the youngest respondents (35% of 15-24 year olds) are more likely than the oldest respondents (23% of those aged 55 and over) say that this information is false, although a majority in all age categories wrongly think the statement is true. The rate of correct answers is almost identical among the most and the least educated Europeans. However, more of the most educated respondents give the wrong answer (51% think that the United States produces more agricultural products than the European Union, compared with 39% of those who left education before the age of 16), while a larger proportion of the least educated group say that they "don't know" (37% vs 21% of the most educated);
- Differences between age categories are very limited for the statement that **in the EU, on average, incomes in the agricultural sector are lower than incomes in other sectors of the economy**. While the most educated respondents give slightly more correct answers (69% vs 54% of the least educated), the proportion of Europeans who left education before the age of 16 who give the wrong answer is not significantly larger. However, once again this group are more likely to say that they "don't know" (30% vs 14% of the most educated).

QB2. Please tell me for each of the following sentences related to agriculture, whether you think that it is true or false.

	The United States produces more agricultural products than the EU			In the EU, on average, incomes in the agricultural sector are lower than incomes in other sectors of the economy			Farmers represent around 10% of the working population in the EU		
	True	False*	DK	True*	False	DK	True	False*	DK
EU28	46%	27%	27%	61%	17%	22%	46%	26%	28%
 Gender									
Man	50%	28%	22%	64%	18%	18%	48%	28%	24%
Woman	41%	27%	32%	59%	16%	25%	44%	25%	31%
 Age									
15-24	40%	35%	25%	59%	19%	22%	47%	27%	26%
25-39	46%	30%	24%	62%	18%	20%	47%	28%	25%
40-54	48%	26%	26%	63%	17%	20%	46%	27%	27%
55 +	46%	23%	31%	60%	16%	24%	44%	25%	31%
 Education (End of)									
15-	39%	24%	37%	54%	16%	30%	41%	23%	36%
16-19	45%	28%	27%	61%	17%	22%	46%	26%	28%
20+	51%	28%	21%	69%	17%	14%	49%	29%	22%
Still studying	43%	34%	23%	58%	20%	22%	47%	28%	25%

* Correct answer

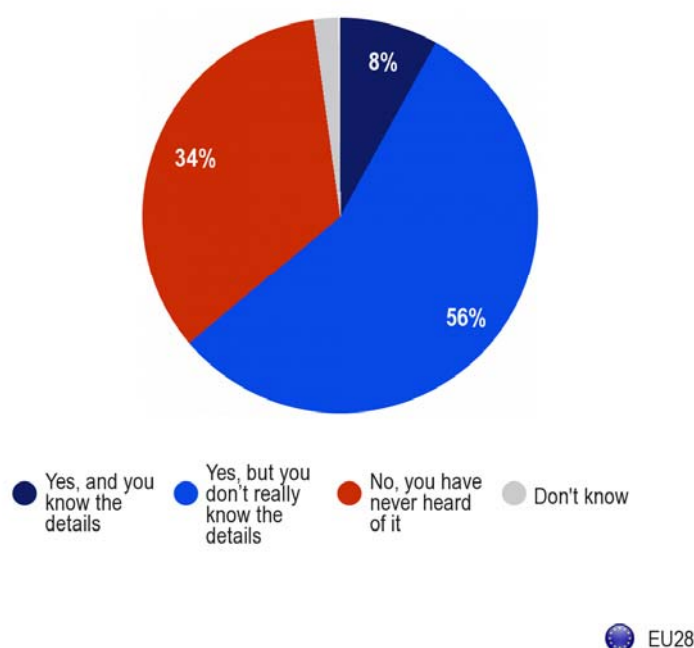
II. THE COMMON AGRICULTURAL POLICY (CAP)

– Europeans have some knowledge of the CAP and largely support its key elements –

1. Objective knowledge of the CAP

Close to two-thirds (64%) of Europeans say they have heard about the support that the European Union gives farmers through its Common Agricultural Policy, compared with 34% who have never heard of it. Within this majority, only 8% say they know the details, while 56% say they have heard about it but do not know the details.






























QB3. Have you ever heard about the support that the EU gives farmers through its Common Agricultural Policy (CAP)?



The responses reveal no significant differences between countries in and outside the euro area. However, in the NMS13 countries, 71% say they have heard about the support that the EU gives to farmers through the CAP (11% of whom know the details) while in the EU15 countries 62% have heard about it (8% are familiar with the details).

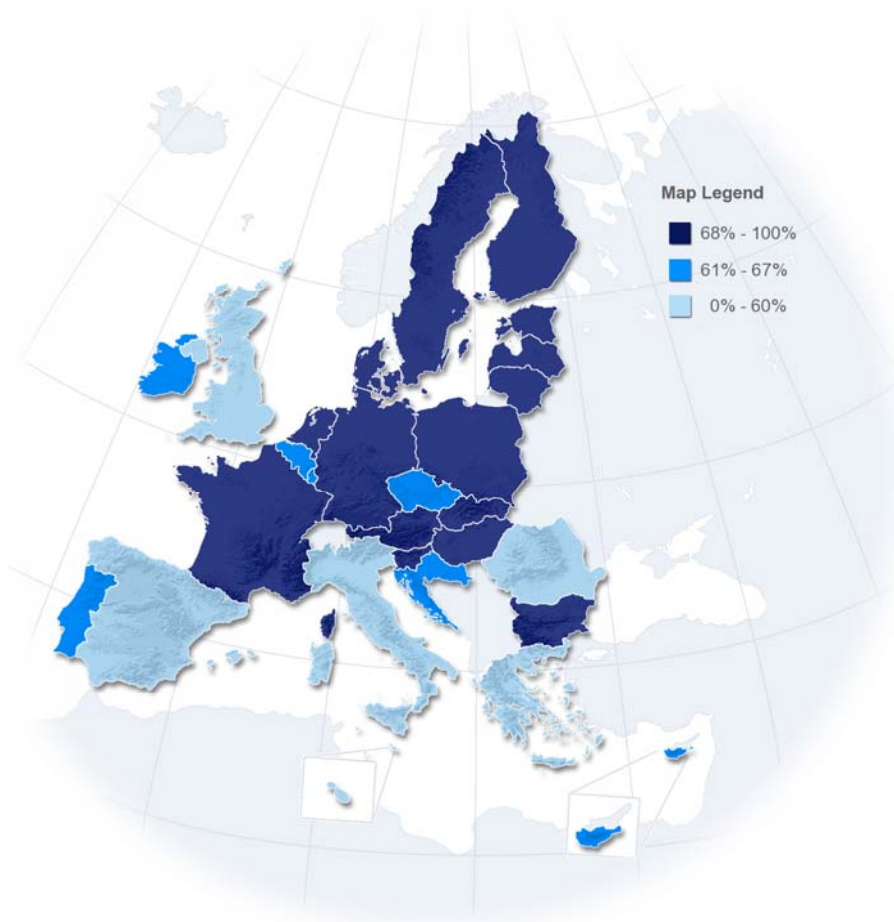
A majority of respondents in all Member States say they have heard about the support that the EU gives to farmers through the CAP, with the exception of Italy (46%, vs 50% who say they have never heard of it).

The proportion of people who say they have heard about it (whether or not they know the details) is particularly large in Lithuania (90%), Denmark (87%) and Sweden (85%).

	LT	90%
	DK	87%
	SE	85%
	SI	80%
	PL	80%
	FI	78%
	LV	77%
	BG	76%
	EE	76%
	NL	74%
	FR	74%
	AT	72%
	DE	71%
	HU	70%
	SK	69%
	LU	67%
	CY	64%
	EU	64%
	PT	63%
	CZ	63%
	IE	62%
	BE	61%
	HR	61%
	MT	60%
	RO	58%
	EL	57%
	ES	54%
	UK	51%
	IT	46%

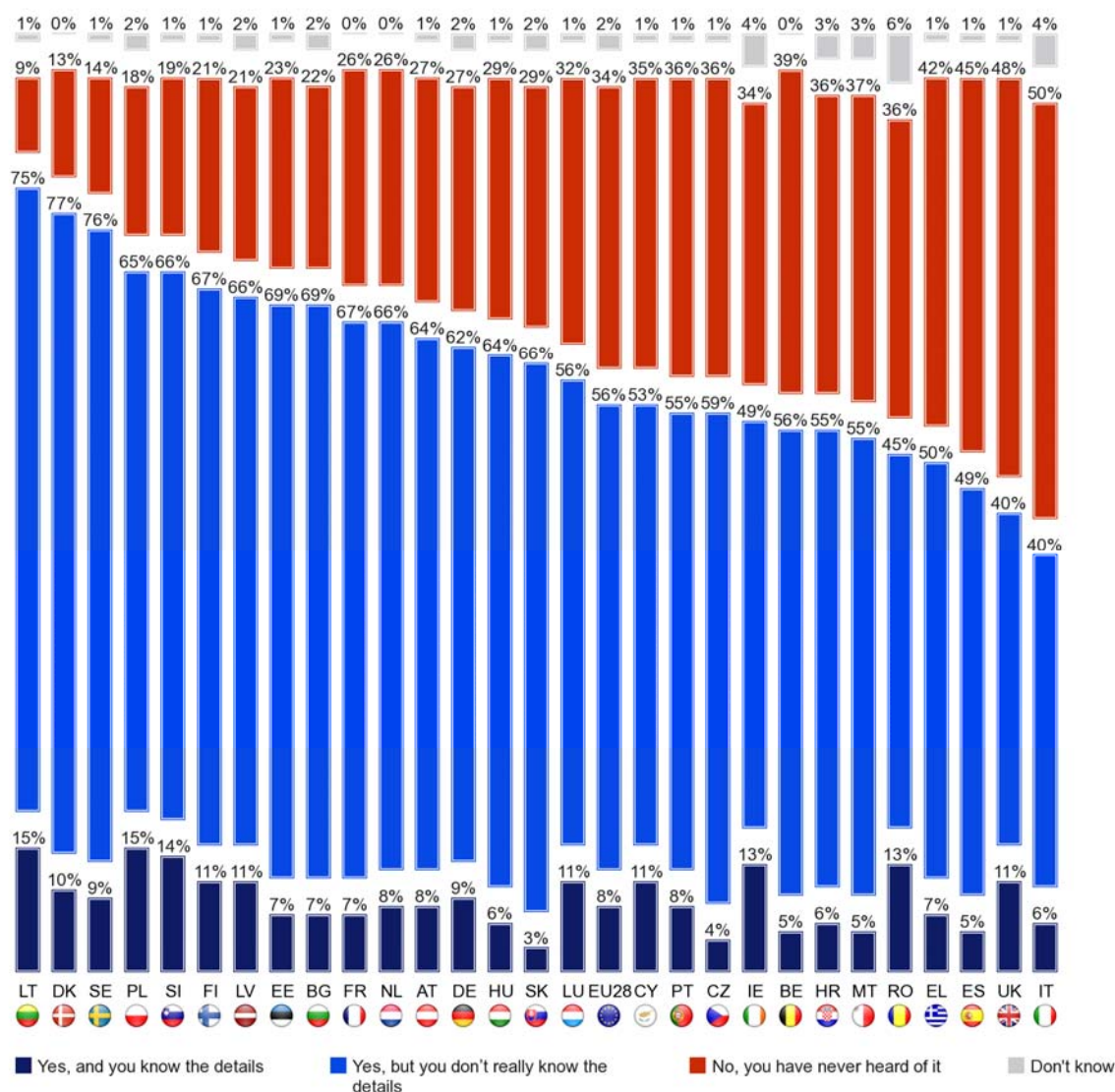
Question: QB3. Have you ever heard about the support that the EU gives farmers through its Common Agricultural Policy (CAP)?

Answers: Total 'Yes'



The proportion of Europeans who say they know the details of the CAP's support exceeds 10% in ten Member States: 15% in Poland and Lithuania, 14% in Slovenia, 13% in Ireland and Romania, and 11% in Cyprus, Latvia, Luxembourg, Finland and the United Kingdom.

QB3. Have you ever heard about the support that the EU gives farmers through its Common Agricultural Policy (CAP)?









A socio-demographic analysis reveals that:

- Slightly more men than women have heard about the support given by the EU to farmers through the CAP (69%, vs 60% of women);
- Familiarity with support for farmers through the CAP significantly increases with age: 46% of 15-24 year olds have heard about it, compared with 61% of 25-39 year olds, 69% of 40-54 year olds and 70% of those aged 55 and over;
- There is also a clear difference between Europeans who left school before the age of 16 (56%) and those who continued in education until the age of 20 or beyond (77%);

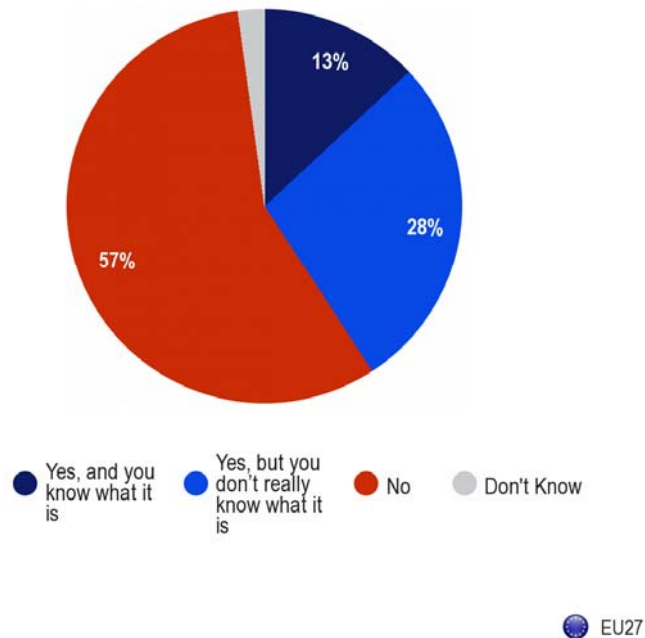
- Europeans who live in rural areas or villages are more aware of the subject (68%) than those who live in a small or medium-sized town (60%) or a large town (65%);
- Slightly more managers say they have heard about this support (77%) than white collar workers (66%) or manual workers (62%);
- Similarly, Europeans who say they almost never have difficulties paying their bills (69%) are more likely to have heard about the CAP's support than those who have such difficulties most of the time (52%).

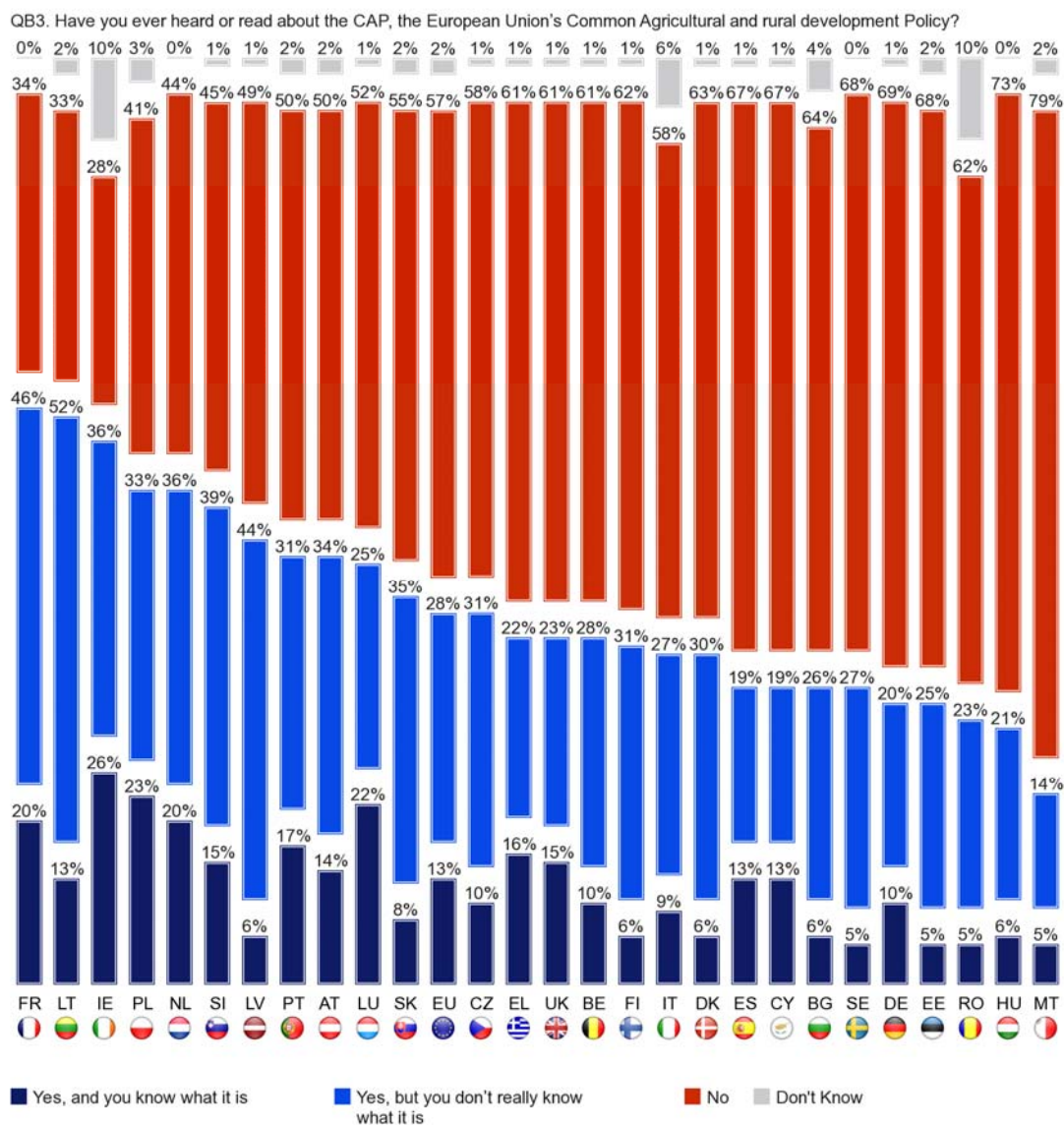
QB3 The Common Agricultural Policy (CAP) is the EU's agricultural policy. Have you ever heard about the support that the EU gives farmers through its Common Agricultural Policy (CAP)?

	Yes, and you know the details	Yes, but you don't really know the details	No, have never heard of it before	DK	Total 'Yes'
EU28	8%	56%	34%	2%	64%
 Gender					
Man	11%	58%	29%	2%	69%
Woman	7%	53%	38%	2%	60%
 Age					
15-24	5%	41%	52%	2%	46%
25-39	7%	54%	37%	2%	61%
40-54	10%	59%	29%	2%	69%
55 +	10%	60%	28%	2%	70%
 Education (End of)					
15-	7%	49%	41%	3%	56%
16-19	8%	55%	35%	2%	63%
20+	12%	65%	22%	1%	77%
Still studying	5%	45%	49%	1%	50%
 Subjective urbanisation					
Rural village	10%	58%	31%	1%	68%
Small/ mid size town	7%	53%	38%	2%	60%
Large town	9%	56%	33%	2%	65%
 Socio-professional category					
Self-employed	15%	55%	28%	2%	70%
Managers	13%	64%	21%	2%	77%
Other white collars	7%	59%	32%	2%	66%
Manual workers	6%	56%	36%	2%	62%
House persons	5%	44%	47%	4%	49%
Unemployed	5%	49%	43%	3%	54%
Retired	10%	60%	28%	2%	70%
Students	5%	45%	49%	1%	50%
 Difficulties paying bills					
Most of the time	7%	45%	46%	2%	52%
From time to time	7%	53%	38%	2%	60%
Almost never/ Never	10%	59%	29%	2%	69%

In the 2009 Eurobarometer survey, respondents were asked a question about their awareness of the CAP. At that time more than four out of ten Europeans (41%) said that they had heard or read something about the CAP (vs 57% "no").

QB3. Have you ever heard or read about the CAP, the European Union's Common Agricultural and rural development Policy?





2. The opinion of Europeans about the CAP's key elements

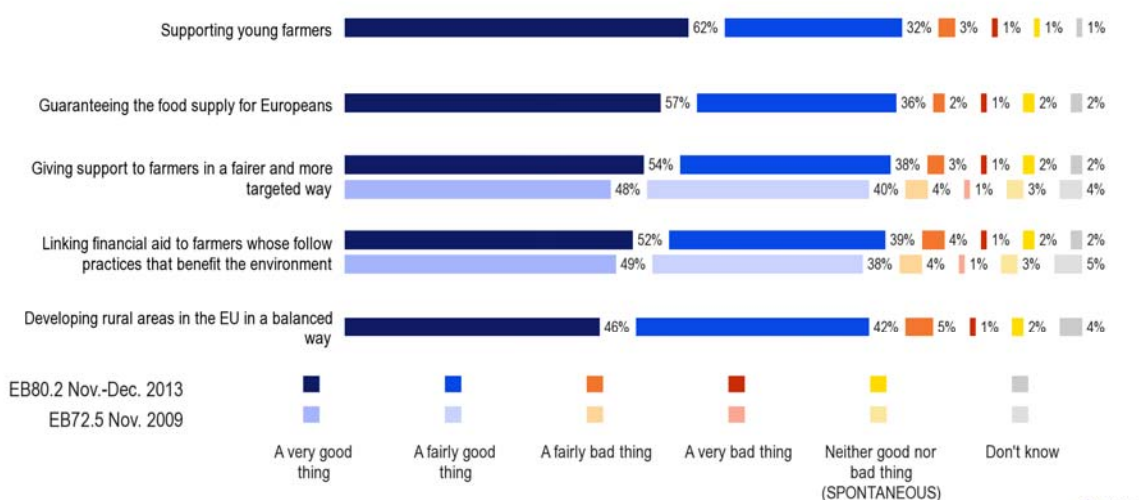
When asked how they felt about different aspects of the CAP, a considerable majority of Europeans express approval:

- **Supporting young farmers** is a "good thing" for 94% of Europeans, 62% of whom consider it to be "a very good thing";
- **Guaranteeing the food supply for Europeans** is a good thing for 93% of Europeans, 57% of whom think it is a "very good thing";
- **Developing rural areas in the EU in a balanced way** is a good thing for 88% of respondents, 46% of whom think it is "a very good thing".

Very large majorities of Europeans also approve of other objectives, previously tested during November 2009, with increasing percentages:

- **Giving support to farmers in a fairer and more targeted way** is a good thing for 92% of Europeans, representing a rise of four percentage points since November 2009. In particular, the number of Europeans who consider this to be a "very good thing" has grown (54%, +6);
- **Linking the financial aid given to farmers to compliance with farming practices which benefit the environment** is perceived as a good thing by 91% of Europeans (+4). Again, the proportion of Europeans who consider this to be "a very good thing" has grown (52%, +3).

QB4. For each of these aspects of the Common Agricultural Policy (CAP), please tell me if you think it is a very good thing, a fairly good thing, a fairly bad thing or a very bad thing?



A considerable majority of respondents view all of the items tested as "good things", both in euro area and non-euro area countries, and in EU15 and NMS13 countries.

However, it is possible to identify some slight differences among those respondents who consider the statements to be "very good things":

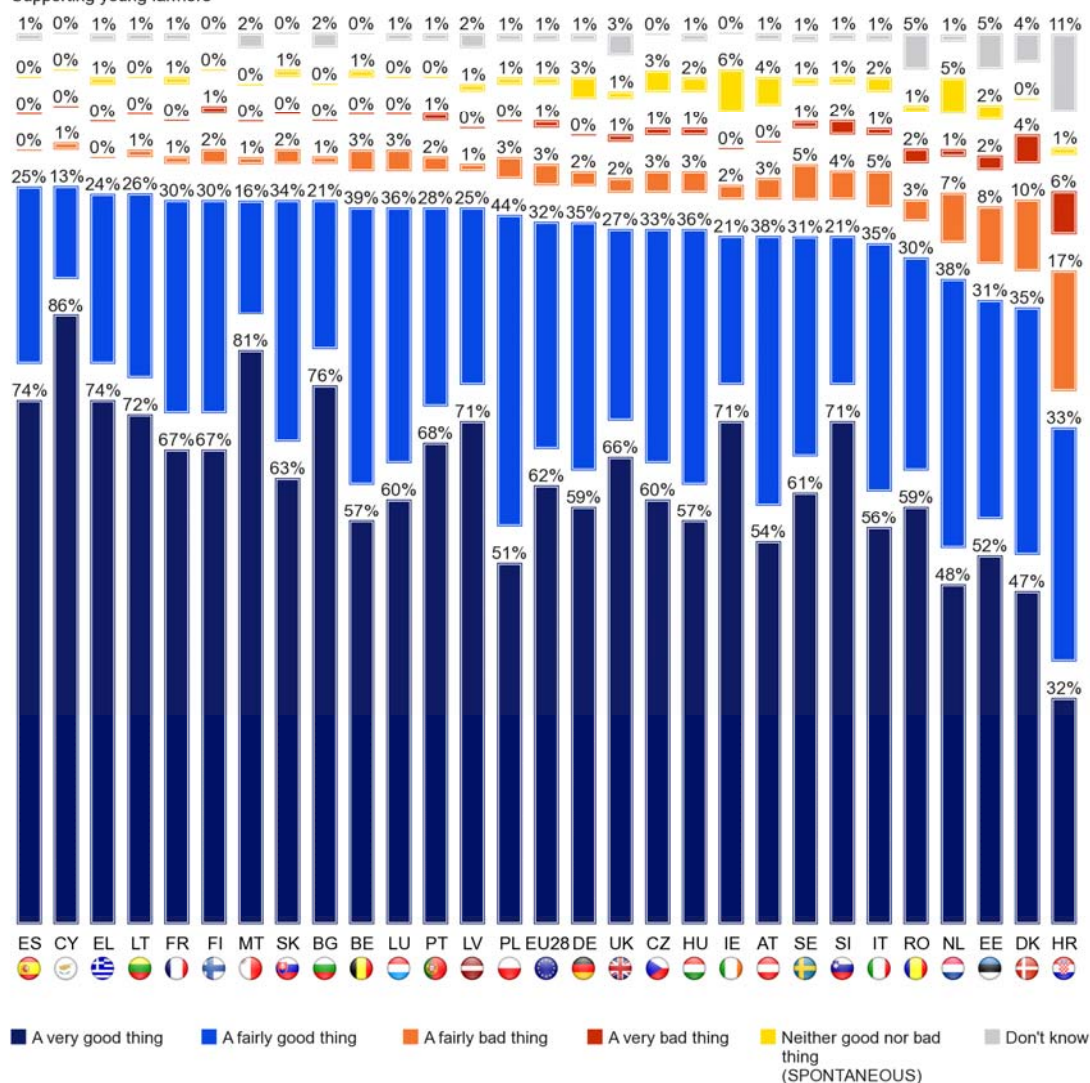
- **Guaranteeing the food supply for Europeans** is viewed as a "very good thing" by 60% of respondents within the euro area, compared to 51% outside the euro area. Respondents in the EU15 countries are also more inclined to say that it is a "very good thing" (59%) than those in the NMS13 countries (48%).
- More respondents in the EU15 countries think that the rationalisation of the support granted to farmers is a good thing: 55% believe that **giving support in a fairer and more targeted way** is a "very good thing", compared with 49% in the NMS13 countries; in the case of **linking financial aid to compliance with environmentally-friendly practices**, these proportions stand at 53% (EU15 countries) and 48% (NMS13 countries).

A detailed national analysis reveals that a majority of respondents in all Member States regard the items tested as "good things". However, there are some variations between countries in terms of the proportion of respondents who say they are "very good things":

- The proportion of respondents who consider **supporting young farmers** to be a "very good thing" varies between 86% and 32%; this aspect of the CAP is seen as a "very good thing" by large majorities in Cyprus (86%), Malta (81%) and Bulgaria (76%), but by less than a third of respondents in Croatia (32%).

QB4.4. For each of these aspects of the Common Agricultural Policy (CAP), please tell me if you think it is a very good thing, a fairly good thing, a fairly bad thing or a very bad thing?

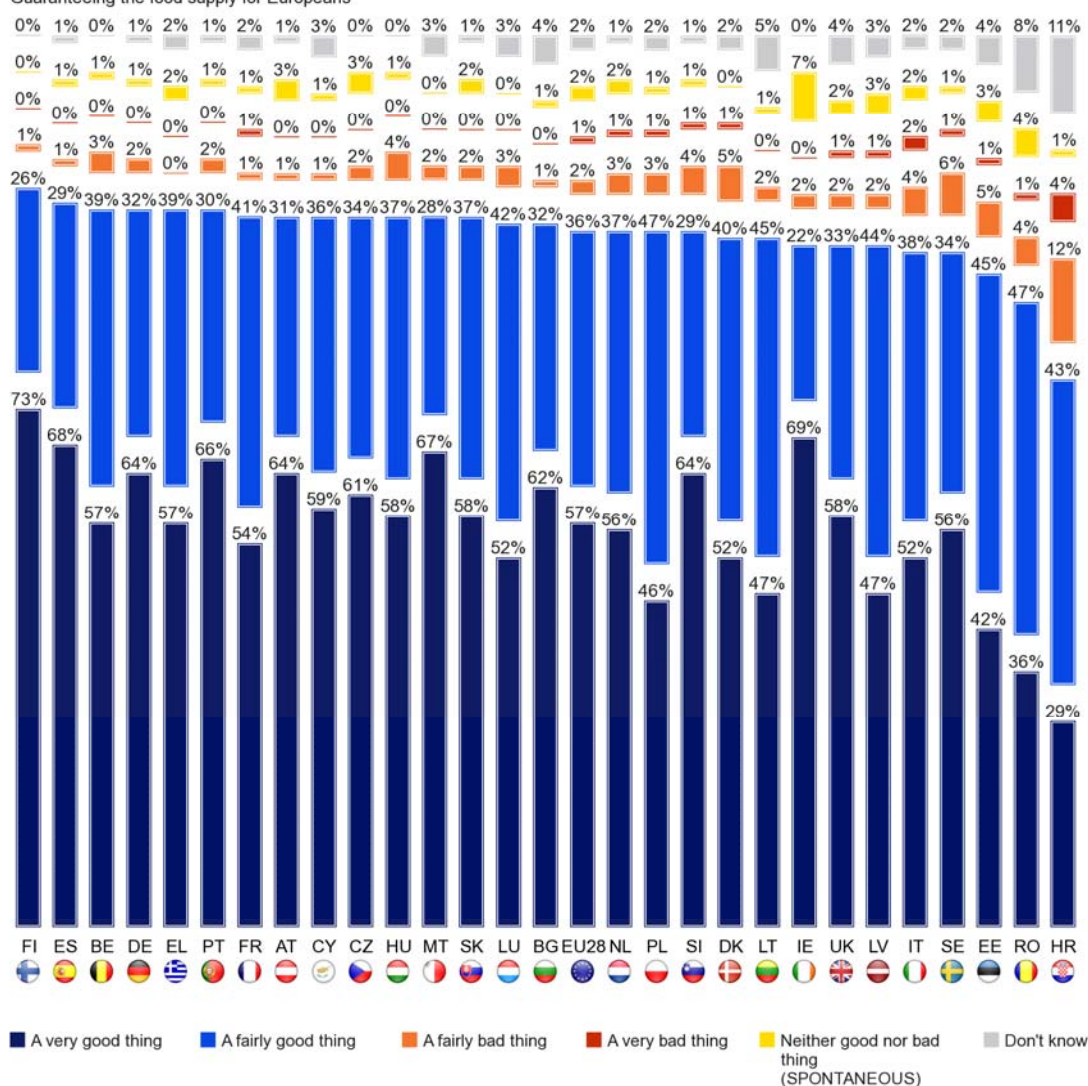
Supporting young farmers



- The proportion of respondents who say that guaranteeing the food supply for Europeans is a "very good thing" varies between 73% and 29%. There is particular support for this in Finland (73% "very good thing"), Ireland (69%) and Spain (68%), but support is much lower in Croatia (29%) and Romania (36%). In Croatia, the proportion of respondents who consider it to be a "a bad thing" is above average (16%, vs 3% on average);

QB4.1. For each of these aspects of the Common Agricultural Policy (CAP), please tell me if you think it is a very good thing, a fairly good thing, a fairly bad thing or a very bad thing?

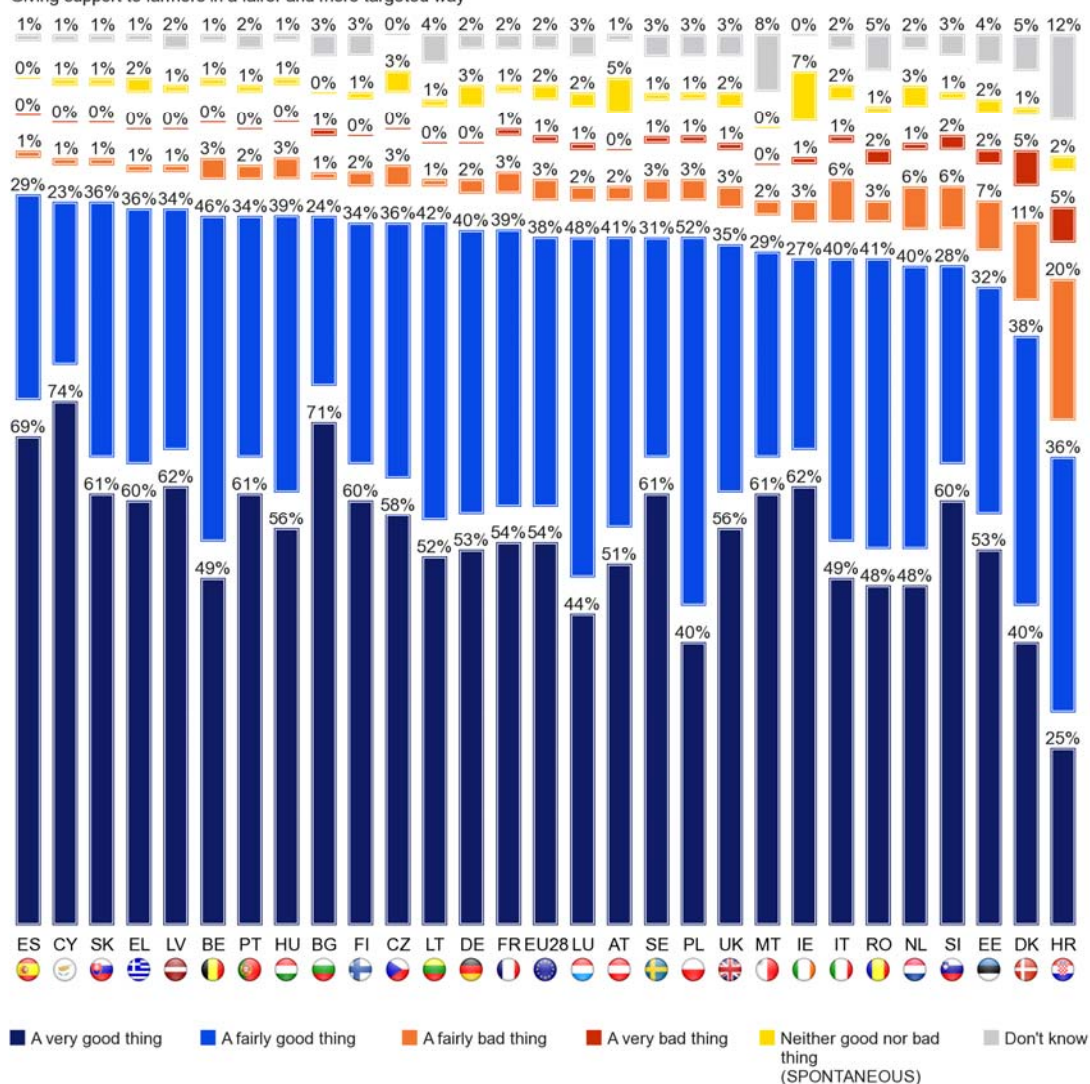
Guaranteeing the food supply for Europeans



- **Giving support to farmers in a fairer and more targeted way** is considered "a very good thing" by 74% of respondents in Cyprus and 71% in Bulgaria, but by only 25% in Croatia. Croatia stands out as the only Member State where support for this is below 75% (61%). Support for this principle has increased markedly since the Special EB 336 of November-December 2009, as the proportion of respondents who think it is a "very good thing" has grown by more than ten points in the United Kingdom (56%, +19), Spain (69%, +18), Ireland (62%, +11), France (54%, +11), Portugal (61%, +11) and Slovenia (60%, +11).

QB4.3. For each of these aspects of the Common Agricultural Policy (CAP), please tell me if you think it is a very good thing, a fairly good thing, a fairly bad thing or a very bad thing?

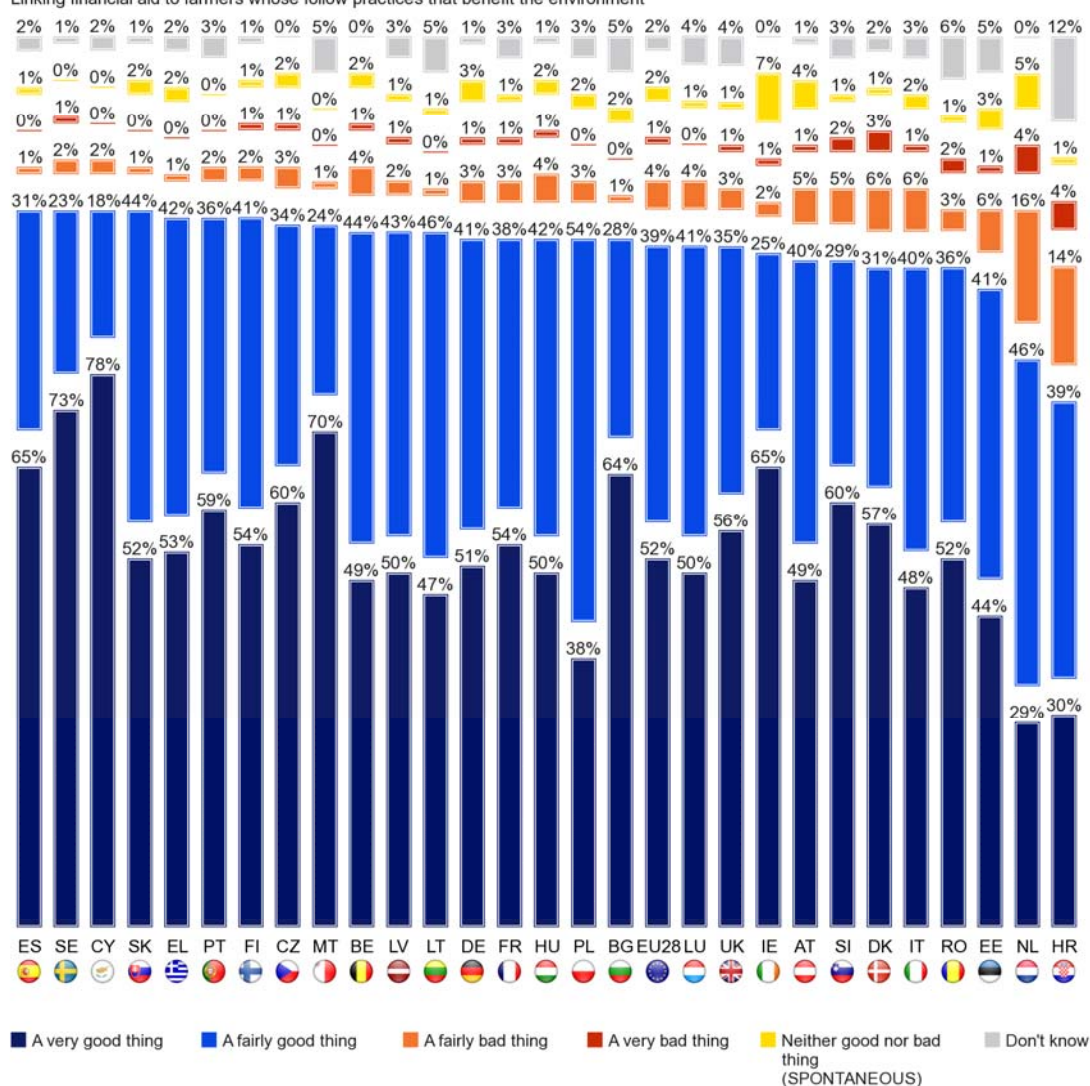
Giving support to farmers in a fairer and more targeted way



- **Linking the financial aid given to farmers to compliance with farming practices which benefit the environment** is described as a "very good thing" by more than 70% of respondents in Cyprus (78%) and Sweden (73%), but by only 29% in the Netherlands and 30% in Croatia. In the Netherlands, there has been a marked fall in the number of respondents who see this as "a very good thing" since 2009 (-23 percentage points, although 75% of respondents still consider it a "good thing"). Support has also dwindled in Germany (51% "very good thing", -11) and Greece (53%, -11). Conversely, it has gained ground in Malta (70%, +18), Ireland (65%, +17), Spain (65%, +15), the United Kingdom (56%, +15), Portugal (59%, +12) and Slovenia (60%, +12).

QB4.5. For each of these aspects of the Common Agricultural Policy (CAP), please tell me if you think it is a very good thing, a fairly good thing, a fairly bad thing or a very bad thing?

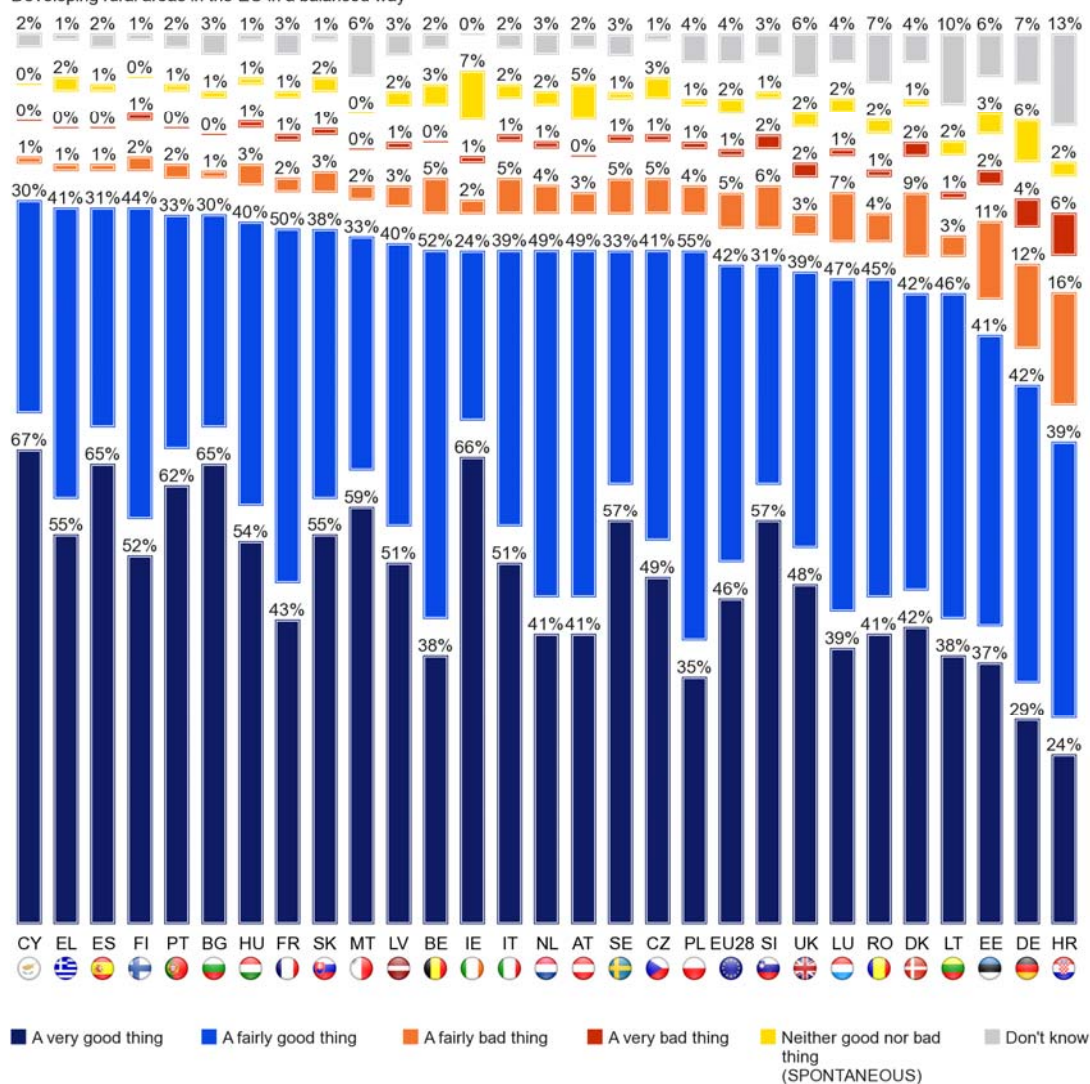
Linking financial aid to farmers whose follow practices that benefit the environment



- This also holds true for **developing rural areas in a balanced way**: more than six in ten respondents believe it is “a very good thing” in Cyprus (67%), Ireland (66%), Bulgaria (65%), Spain (65%) and Portugal (62%). There is less enthusiasm in Croatia (24%) and Germany (29%), although the majority response remains positive in both these countries (63% “good thing” in Croatia and 71% in Germany).

QB4.2. For each of these aspects of the Common Agricultural Policy (CAP), please tell me if you think it is a very good thing, a fairly good thing, a fairly bad thing or a very bad thing?

Developing rural areas in the EU in a balanced way

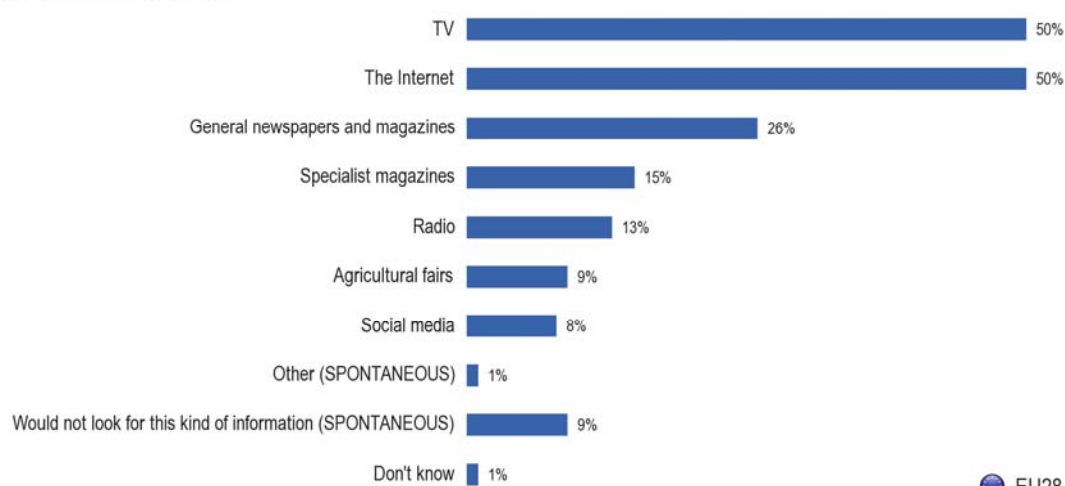


There are no significant differences between socio-demographic categories in this area, although managers are slightly more likely to approve of linking aid to farmers to their compliance with environmentally-friendly practices (58% say this is a “very good thing”, vs 52% on average).

3. Information about the CAP

Respondents were then asked which **sources they would prefer to use to look for information** about agriculture and the European Union’s agricultural and rural development policy. **Television and the Internet are mentioned equally (50%)**, far ahead of daily newspapers and news magazines (26%). They are followed by specialist magazines (15%) and radio (13%), agricultural fairs (9%) and social media (8%). Finally, 9% of Europeans *spontaneously* say that they would not look for this kind of information.

QB12. If you were looking for information on agriculture and on the EU’s agricultural and rural development policy, which of the following sources would you prefer to use?



Max. 3 answers

The Internet is placed first among the preferred sources of information about agriculture, the CAP and rural development in 17 Member States. This preference is particularly strong in Denmark (87%), Sweden (83%) and the Netherlands (80%), countries where Internet usage is the most developed⁶.

Television is the first choice in 11 Member States, led by Romania (71%), Bulgaria (64%) and Germany (62%).

Daily newspapers and news magazines are mentioned by large proportions of respondents in Austria (48%), as is **radio** (28%). **Specialist magazines** are mentioned more than average in Sweden (32%). **Agricultural fairs** are especially popular in Cyprus (24%).

In Austria (18%), Poland (19%) and Bulgaria (20%), approximately one-fifth of respondents *spontaneously* say that they would not look for information about agriculture or the EU’s agricultural and rural development policy.

⁶ Source: Standard EB 78 on media use in the European Union

QB12 If you were looking for information on agriculture and on the EU's agricultural and rural development policy, which of the following sources would you prefer to use?

	TV	The Internet	General newspapers and magazines	Specialist magazines	Radio	Agricultural fairs	Social media	Other (SPONTANEOUS)	Would not look for this kind of information (SPONTANEOUS)	Don't know
EU28	50%	50%	26%	15%	13%	9%	8%	1%	9%	1%
RO	71%	35%	11%	16%	19%	15%	12%	2%	6%	2%
BG	64%	30%	13%	6%	10%	5%	7%	2%	20%	2%
DE	62%	49%	47%	11%	19%	6%	6%	1%	7%	1%
SI	58%	50%	24%	15%	17%	19%	5%	4%	7%	0%
PT	57%	31%	21%	12%	8%	7%	3%	3%	14%	1%
SK	57%	51%	24%	22%	17%	12%	5%	1%	8%	1%
AT	55%	26%	48%	12%	28%	10%	7%	4%	18%	1%
EL	53%	43%	18%	15%	6%	9%	8%	4%	11%	0%
HU	53%	33%	13%	17%	17%	8%	8%	2%	14%	1%
BE	52%	59%	30%	12%	15%	13%	7%	1%	7%	0%
PL	52%	37%	11%	10%	11%	4%	5%	2%	19%	1%
IT	51%	34%	20%	15%	11%	6%	7%	1%	13%	3%
CZ	49%	57%	25%	26%	14%	11%	7%	1%	9%	1%
LT	49%	51%	12%	12%	17%	10%	8%	3%	6%	1%
FR	48%	60%	24%	24%	16%	16%	8%	2%	5%	0%
LU	47%	62%	35%	18%	20%	16%	7%	1%	5%	0%
CY	46%	56%	15%	21%	12%	24%	7%	4%	8%	0%
MT	44%	53%	10%	9%	17%	13%	13%	1%	13%	0%
FI	44%	65%	44%	22%	12%	10%	13%	2%	5%	1%
EE	42%	61%	29%	20%	21%	8%	8%	1%	10%	1%
LV	42%	65%	14%	10%	13%	5%	12%	3%	9%	0%
ES	40%	49%	12%	13%	7%	10%	6%	2%	8%	3%
HR	40%	62%	14%	25%	9%	19%	13%	1%	2%	1%
UK	40%	68%	28%	11%	11%	6%	13%	1%	6%	2%
DK	35%	87%	26%	29%	10%	12%	10%	0%	1%	0%
IE	32%	53%	29%	9%	16%	6%	7%	2%	13%	3%
NL	30%	80%	41%	24%	7%	6%	10%	2%	3%	0%
SE	28%	83%	47%	32%	13%	8%	13%	1%	1%	0%

Highest percentage per country

Lowest percentage per country

Highest percentage per item

Lowest percentage per item





Max. 3 answers

A socio-demographic analysis reveals the traditional divisions in the media use of Europeans:

- **The Internet** is the first source mentioned by men (54%), young people (70%), Europeans who stayed in education until the age of 20 or beyond (68%), respondents in work (76% of managers, 64% of white collars and 56% of manual workers), and Europeans who say they almost never have difficulties paying their bills (54%);

- **Television** is preferred by women (51%), Europeans aged 55 and over (61%), Europeans who left education before the age of 16 (62%), and house persons (54%);
- **Daily newspapers and news magazines** are more often mentioned by Europeans aged 55 and over (34%) and by people who stayed in education until the age of 20 or beyond (30%);
- **Radio** is preferred by the oldest Europeans (18% in the 55 and over age group), and the least educated (16% of those who left education before the age of 16);
- Finally, **social media** would be most used as a source of information by Europeans under the age of 40 (15% of 15-24 year olds; 10% of 25-39 year olds), and students (16%).

QB12 If you were looking for information on agriculture and on the EU's agricultural and rural development policy, which of the following sources would you prefer to use?

	TV	Internet	General newspapers and magazines	Specialised magazines	Radio	Agricultural fairs	Social media	Other (SPONTANEOUS)	Would not look for this kind of information (SPONTANEOUS)	Don't know
EU28	50%	50%	26%	15%	13%	9%	8%	1%	9%	1%
 Gender										
Man	48%	54%	26%	17%	13%	10%	9%	1%	8%	1%
Woman	51%	47%	26%	14%	13%	8%	7%	1%	10%	2%
 Age										
15-24	37%	70%	18%	14%	7%	9%	15%	1%	11%	1%
25-39	43%	65%	21%	15%	9%	9%	10%	1%	7%	2%
40-54	48%	55%	25%	18%	14%	9%	7%	2%	8%	1%
55 +	61%	29%	34%	14%	18%	8%	4%	2%	10%	2%
 Education (End of)										
15-	62%	21%	24%	9%	16%	8%	5%	2%	13%	2%
16-19	53%	48%	26%	14%	14%	9%	8%	1%	9%	2%
20+	41%	68%	30%	21%	12%	8%	8%	2%	5%	1%
Still studying	35%	74%	18%	15%	6%	11%	16%	1%	11%	0%
 Difficulties paying bills										
Most of the time	49%	44%	15%	13%	10%	10%	8%	2%	13%	2%
From time to time	52%	47%	22%	14%	14%	9%	8%	1%	9%	2%
Almost never/ Never	49%	54%	30%	16%	14%	8%	8%	1%	7%	1%

III. FINANCIAL AID FOR FARMERS AND THE CAP BUDGET

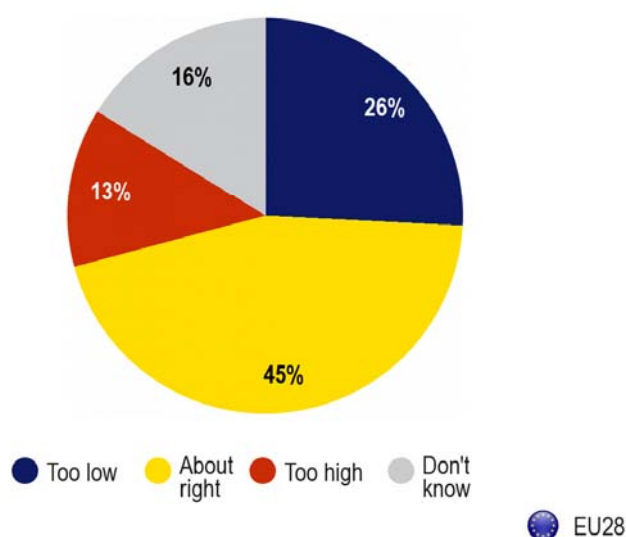
– The financial aid given to farmers is seen as “about right” by a majority of Europeans–

1. Financial aid for farmers

Respondents were then asked about the financial aid granted to farmers by the EU. First, it was explained that *“the EU gives financial support to farmers to help them to stabilise their incomes. This aid represents around 1% of the combined public expenditure of the 28 Member States of the EU and almost 40% of the total EU budget”*. **When asked what they thought about this support, a majority of respondents said it was “about right” (45%)**. Just over a quarter of respondents, however, think that it is “too low” (26%), and a minority describe it as “too high” (13%).

Note that for this question, the proportion of “don’t know” answers is high: 16% in the EU as a whole, and between 4% and 31% in individual Member States.

QB8. The EU gives financial support to farmers to help them to stabilise their incomes. This aid represents around 1% of the combined public expenditure of the 28 Member States of the EU and almost 40% of the total EU budget. Do you think that this support is too low, about right or too high?



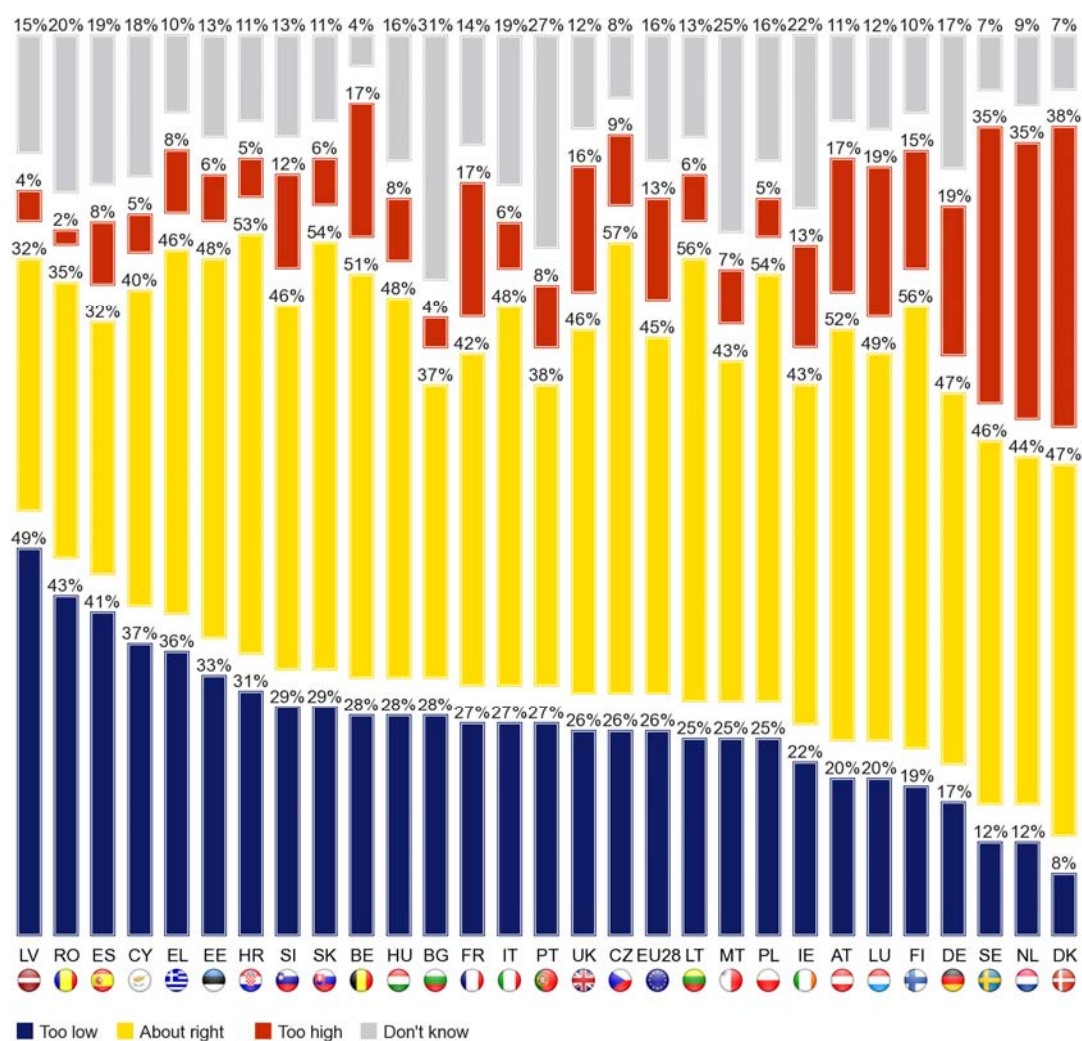
There were no significant differences between the euro area and non-euro area countries for this question. However, while 16% of respondents in the EU15 countries think the support is “too high”, only 5% share this opinion in the NMS countries, where 30% consider it “too low”, compared with 25% in the EU15 countries.

In 25 Member States, a majority of respondents believe the EU aid for farmers is “about right”. This is particularly the case in the Czech Republic (57%), Lithuania (56%) and Finland (56%).

More than four in ten respondents say this financial aid is “too low” in Latvia (49%), Romania (43%) and Spain (41%).

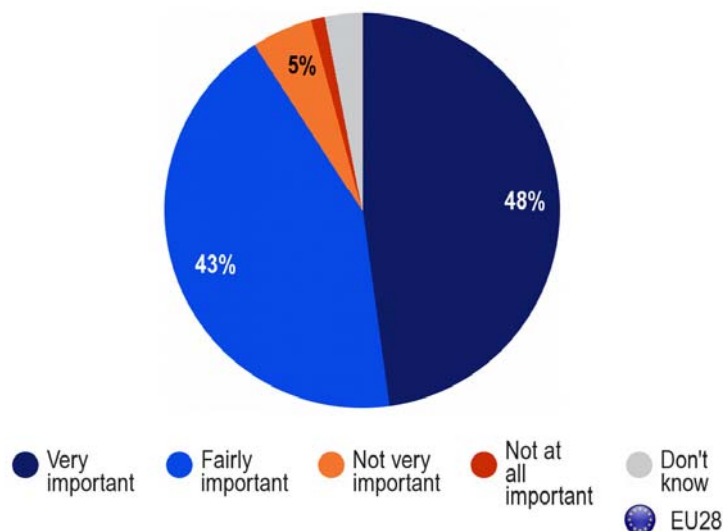
Conversely, more than a third of respondents think that this aid is too high in Denmark (38%), the Netherlands (35%) and Sweden (35%).

QB8. The EU gives financial support to farmers to help them to stabilise their incomes. This aid represents around 1% of the combined public expenditure of the 28 Member States of the EU and almost 40% of the total EU budget. Do you think that this support is too low, about right or too high?



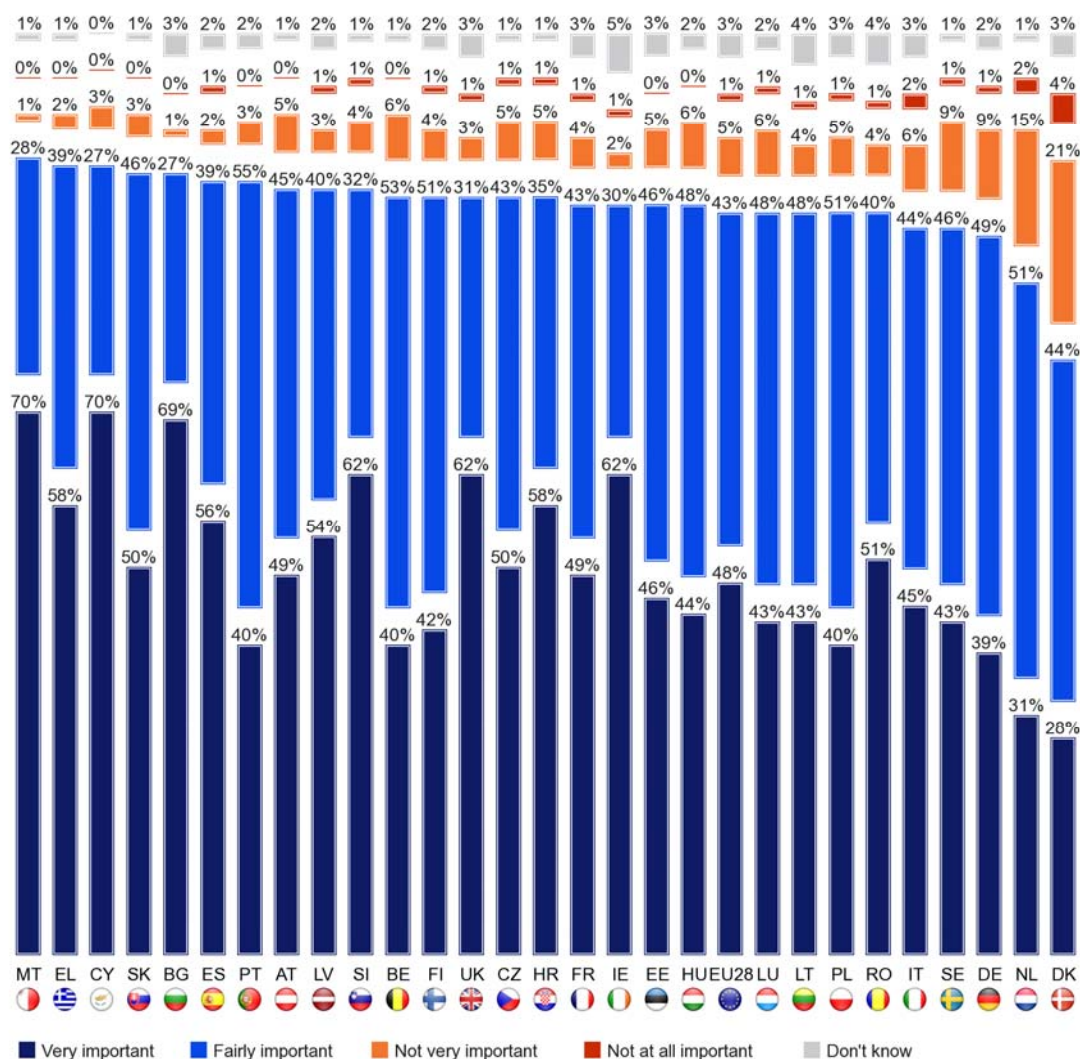
In contrast, an overwhelming majority of Europeans believe it is important to support vulnerable farms when they are faced with climate, health and economic difficulties: 91% of Europeans share this view, and nearly half say it is “very important” (48%).

QB11. Farmers are subject to climate and economic uncertainties and health hazards that sometimes threaten the survival of some farms. How important or not do you think it is to support vulnerable farms when they are faced with these difficulties?



Supporting farms when they are faced with these difficulties is considered “important” by absolute majorities throughout all the Member States, regularly exceeding 70%. However there are slight differences in the number of respondents who think it is “very important”: while this proportion is as high as 70% in Cyprus and Malta, 69% in Bulgaria, and 62% in Ireland, Slovenia and the United Kingdom, it is lower in Denmark (28%), the Netherlands (31%) and Germany (39%).

QB11. Farmers are subject to climate and economic uncertainties and health hazards that sometimes threaten the survival of some farms. How important or not do you think it is to support vulnerable farms when they are faced with these difficulties?



A socio-demographic analysis reveals that:

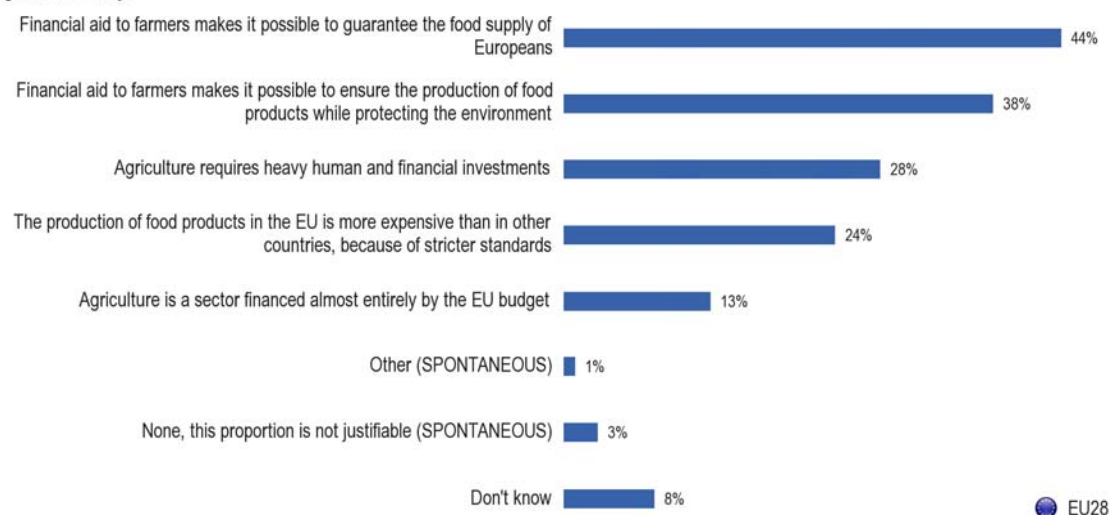
- A majority of Europeans across all categories think that the support provided to farmers is "about right". However, more of the most educated respondents (18%, vs 10% of Europeans who left school before the age of 16) and managers (21%) than average (13%) consider this aid to be "too high";
- Helping farmers who face difficulties is viewed as "important" by a majority in all categories of the population.

2. Reasons justifying the CAP's share of the total EU budget

When asked to rank the reasons for which they think a large part of the EU's budget is allocated to agriculture, Europeans first mention the fact that "financial aid to farmers makes it possible to guarantee the food supply to Europeans" (44%), and secondly the fact that this aid "makes it possible to ensure the production of food products while protecting the environment" (38%).

This is followed by the argument that "agriculture requires heavy human and financial investments" (28%), and that "the production of food products in the EU is more expensive than in other countries, because of stricter standards" (24%). The least mentioned reason is that "agriculture is a sector financed almost entirely by the EU budget" (13%).

QB9. What do you think are the main reasons why the EU spends a significant proportion of its budget (almost 40% of the total EU budget) on the Common Agricultural Policy?



Max. 2 answers

Guaranteeing the food supply to Europeans is the leading reason in 20 Member States, plus Lithuania where this item is in joint first place alongside "agriculture requires heavy human and financial investments" (36%). The food supply argument has considerable support in Austria (56%), Finland (55%), Denmark (51%), Ireland (51%) and Slovenia (51%), where it is mentioned by an absolute majority of respondents.

The fact that this aid makes it possible to **ensure environmentally-friendly production** is the leading reason in six Member States: Cyprus (55%), Sweden (53%), Slovakia (50%), the Czech Republic (50%), the Netherlands (48%), and Romania (40%).

The argument that **agriculture requires heavy human and financial investments** is most mentioned in Bulgaria (48%), in addition to Lithuania (36%).

The argument that **agriculture is more expensive in the EU because of stricter standards** finds particular support in Denmark (42%) and France (37%).

Finally, the fact that **agriculture is a sector financed almost entirely by the European Union** is mentioned slightly more in Greece (18%) than the EU28 average (13%).

QB9 What do you think are the main reasons why the EU spends a significant proportion of its budget (almost 40% of the total EU budget) on the Common Agricultural Policy?

	Financial aid to farmers makes it possible to guarantee the food supply of Europeans	Financial aid to farmers makes it possible to ensure the production of food products while protecting the environment	Agriculture requires heavy human and financial investments	The production of food products in the EU is more expensive than in other countries, because of stricter standards	Agriculture is a sector financed almost entirely by the EU budget	Other (SPONTANEOUS)	None, this proportion is not justifiable (SPONTANEOUS)	Don't know
EU28	44%	38%	28%	24%	13%	1%	3%	8%
AT	56%	47%	22%	27%	16%	3%	7%	2%
FI	55%	44%	33%	33%	8%	1%	2%	2%
DK	51%	50%	14%	42%	15%	2%	1%	3%
IE	51%	41%	26%	26%	11%	1%	2%	10%
SI	51%	43%	22%	26%	10%	3%	5%	4%
PL	50%	27%	35%	14%	11%	0%	3%	8%
EL	49%	42%	40%	17%	18%	1%	2%	5%
HU	48%	32%	42%	21%	15%	1%	3%	4%
BE	47%	41%	28%	31%	13%	1%	3%	2%
NL	47%	48%	16%	34%	10%	5%	3%	4%
SE	47%	53%	22%	31%	15%	4%	2%	1%
IT	46%	37%	34%	14%	14%	0%	1%	9%
CY	46%	55%	33%	26%	12%	1%	1%	4%
MT	46%	42%	34%	16%	8%	0%	0%	13%
SK	46%	50%	34%	21%	13%	1%	1%	3%
ES	45%	40%	27%	18%	14%	2%	1%	7%
LU	45%	39%	24%	32%	11%	1%	3%	8%
BG	43%	30%	48%	17%	13%	0%	1%	10%
DE	43%	42%	19%	29%	15%	2%	4%	7%
CZ	42%	50%	25%	30%	12%	1%	2%	2%
EE	42%	39%	30%	28%	11%	1%	1%	9%
PT	42%	32%	33%	13%	13%	1%	3%	11%
FR	40%	36%	36%	37%	10%	1%	3%	6%
HR	40%	37%	33%	26%	10%	1%	1%	7%
LV	40%	37%	29%	23%	9%	0%	5%	9%
UK	40%	35%	17%	25%	12%	2%	5%	16%
RO	39%	40%	30%	18%	15%	0%	2%	12%
LT	36%	35%	36%	17%	15%	2%	1%	12%

Highest percentage per country

Lowest percentage per country

Highest percentage per item

Lowest percentage per item

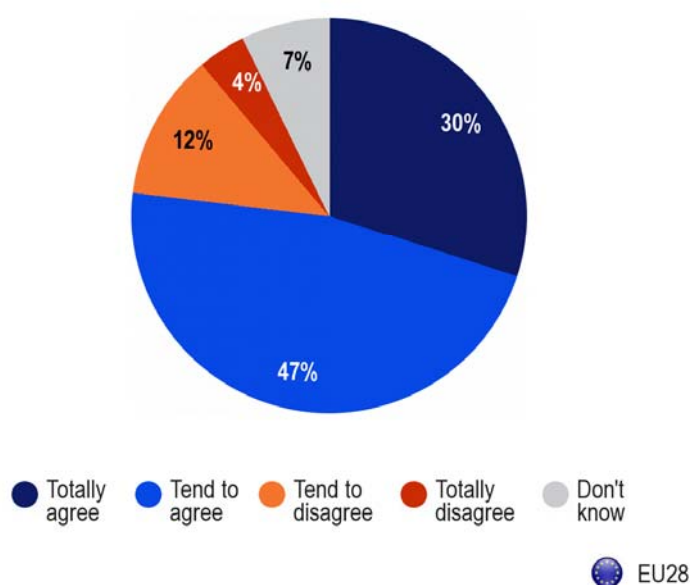
Max. 2 answers

A **socio-demographic analysis** does not reveal any significant differences in the answers. However, the most educated Europeans and managers are more likely than average to mention the fact that “the production of food products in the EU is more expensive than in other countries, because of stricter standards” (31% in both categories, compared to 24% on average). This is also the case for those who believe that the aid granted by the EU to farmers through the CAP is “too high” (35%), a view that is held – as we have seen - most strongly by managers and the most educated.

3. Does the CAP only benefit farmers?

More than three-quarters of respondents agree that the CAP benefits all European citizens and not only farmers: 77% share this view (30% of whom “totally agree”), compared with 16% who “disagree”.

QB10. To what extent do you agree or disagree with the following statement: the Common Agricultural Policy (CAP) benefits all European citizens and not only farmers.

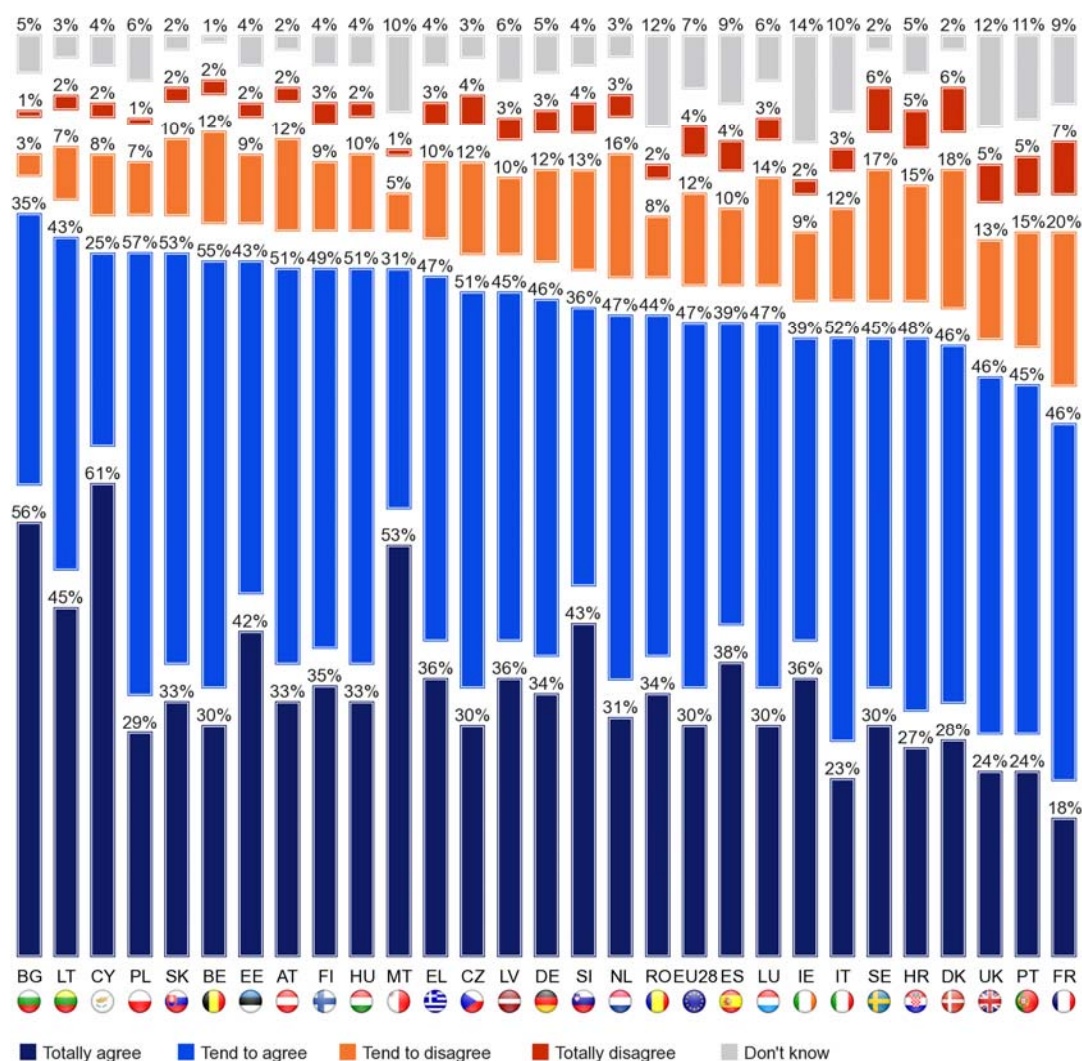


Respondents in the NMS13 countries agree more with this statement (84%, including 34% “totally agree”) than those in the EU15 countries (74% and 28%).

A clear majority of respondents agree in all Member States, led by Bulgaria (91% “agree”, 56% of whom “totally agree”), Lithuania (88% and 45%) and Cyprus (86% and 61%).

The proportion of respondents who "totally agree" that the CAP does not just benefit farmers is lowest in France (18%), Italy (23%), Portugal (24%) and the United Kingdom (24%); however, the majority of respondents in these countries still "agree" with the statement.

QB10. To what extent do you agree or disagree with the following statement: the Common Agricultural Policy (CAP) benefits all European citizens and not just farmers.



A socio-demographic analysis reveals no significant differences between categories for this question.

IV. THE ROLE OF AGRICULTURE AND FARMERS IN SOCIETY

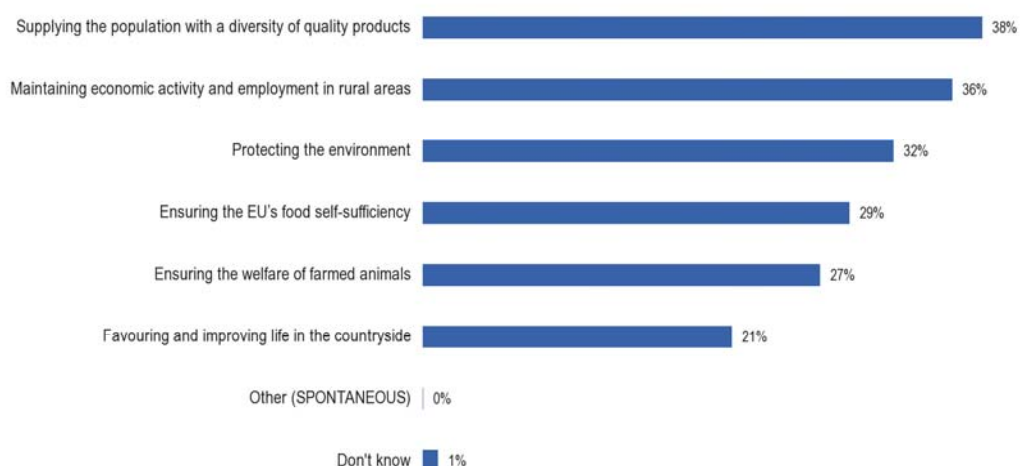
– Supplying a diversity of quality products and maintaining economic activity in rural areas: the main responsibilities of farmers –

1. The responsibilities of farmers in our society

For Europeans, the two main responsibilities of farmers in our society are "supplying the population with a diversity of quality products" (38%) and "maintaining economic activity and employment in rural areas" (36%).

Almost one-third of respondents then cited "protecting the environment" (32%), followed by "ensuring the EU's food self-sufficiency" (29%) and "ensuring the welfare of farmed animals" (27%). Finally, "favouring and improving life in the countryside" is in last place (21%).

QB5. What do you think should be the two main responsibilities of farmers in our society?



EU28

Max. 2 answers

Answers to this question varied little between euro area and non-euro area countries. However, there are some differences in the main responsibilities attributed to farmers in the EU15 and the NMS13 countries:

- Respondents in the NMS13 countries were more likely than average to mention the responsibility to supply the population with a diversity of quality products (43%, vs 36% in the EU15 countries), although this was the main responsibility for both groups of countries.

NMS13 respondents put the responsibility to promote and improve life in the countryside in third place (28%, vs 19% in the EU15 countries, in last place).

- More respondents in the EU15 countries mention the protection of the environment (33%, in third place, vs 27% in the NMS13, in fourth place). They also mention the welfare of farmed animals more often (30%, vs 17% in the NMS13).

Supplying the population with a diversity of quality products is the top responsibility attributed to farmers in 11 Member States, led by Bulgaria (53%), Slovakia (50%) and Croatia (49%).

Maintaining economic activity and employment in rural areas is the leading responsibility in five Member States: Latvia (54%), Estonia (52%), Spain (49%), Portugal (47%), and Italy (43%). In the Czech Republic (41%) and Ireland (38%), this responsibility is joint first alongside ensuring the EU's food self-sufficiency.

Protecting the environment is the main responsibility attributed to farmers in six Member States: Denmark (55%), Malta (52%), Cyprus (48%), France (46%), Luxembourg (46%) and Romania (42%).

The responsibility to **ensure the EU's food self-sufficiency** is the leading priority in Slovenia (50%) and Austria (47%), as well as in the Czech Republic and Ireland where it shares first place alongside maintaining economic activity and employment in rural areas.

The welfare of farmed animals is the principal responsibility of farmers in three Member States: Sweden (49%), the Netherlands (46%) and the United Kingdom (45%).

The responsibility to **promote and improve life in the countryside** is mentioned the most in Estonia (45%), behind maintaining economic activity and employment in rural areas (52%).

QB5 What do you think should be the two main responsibilities of farmers in our society?

	Supplying the population with a diversity of quality products	Maintaining economic activity and employment in rural areas	Protecting the environment	Ensuring the EU's food self-sufficiency	Ensuring the welfare of farmed animals	Favouring and improving life in the countryside	Other (SPONTANEOUS)	Don't know
EU28	38%	36%	32%	29%	27%	21%	0%	1%
BG	53%	49%	25%	26%	8%	23%	0%	2%
SK	50%	42%	16%	35%	20%	25%	0%	0%
HR	49%	44%	18%	26%	14%	29%	1%	0%
CY	47%	32%	48%	21%	25%	17%	0%	0%
LT	47%	46%	22%	17%	14%	30%	0%	2%
MT	45%	22%	52%	26%	28%	14%	1%	1%
LV	44%	54%	27%	14%	9%	33%	0%	1%
HU	44%	43%	22%	20%	12%	38%	0%	0%
PT	44%	47%	22%	30%	18%	20%	0%	1%
FI	44%	39%	19%	34%	35%	19%	1%	1%
BE	42%	31%	34%	39%	19%	18%	1%	0%
DE	42%	25%	35%	37%	29%	20%	1%	0%
EL	42%	40%	34%	24%	26%	24%	0%	0%
RO	42%	33%	42%	13%	17%	32%	1%	2%
AT	41%	36%	24%	47%	24%	19%	1%	0%
NL	41%	28%	24%	37%	46%	16%	0%	0%
PL	41%	29%	24%	31%	17%	26%	0%	3%
ES	38%	49%	25%	23%	14%	30%	0%	1%
SI	38%	25%	29%	50%	14%	27%	1%	0%
SE	38%	29%	42%	22%	49%	14%	0%	0%
FR	37%	42%	46%	26%	27%	16%	0%	1%
CZ	36%	41%	18%	41%	26%	24%	0%	0%
LU	36%	26%	46%	32%	32%	10%	0%	1%
EE	33%	52%	24%	17%	13%	45%	1%	2%
UK	30%	28%	32%	31%	45%	18%	1%	3%
IE	29%	38%	36%	38%	33%	12%	0%	2%
DK	27%	33%	55%	25%	48%	8%	1%	0%
IT	27%	43%	31%	23%	28%	17%	0%	2%

Highest percentage per country

Lowest percentage per country

Highest percentage per item

Lowest percentage per item

Max. 2 answers

A **socio-demographic analysis** does not reveal any large variations between categories. However, more young people expect farmers to **protect the environment** (39%, vs 32% on average). Europeans who left education before the age of 16 and those who live in rural areas mention **promoting and improving life in the countryside** slightly more than average (26% and 25% respectively, vs 21% on average).

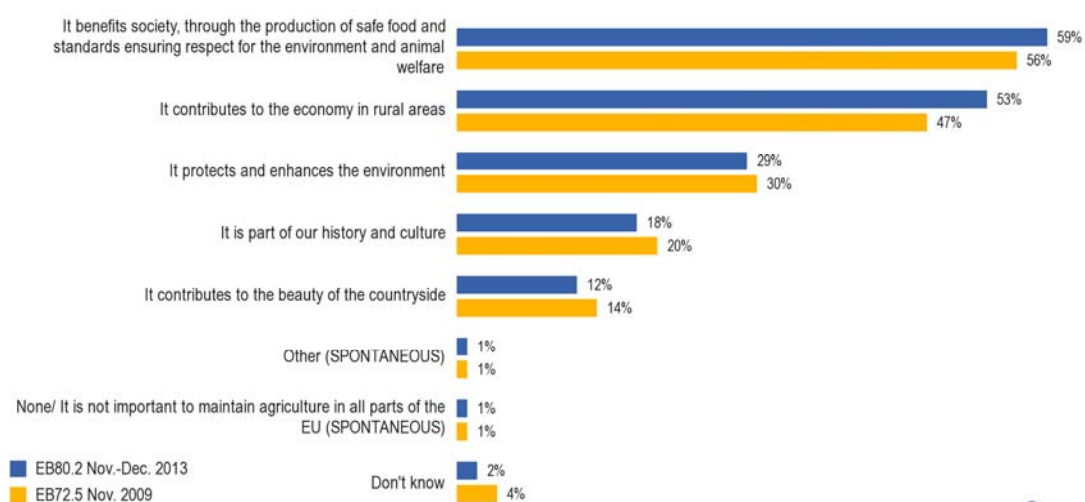
2. The most important reasons for maintaining agriculture in all parts of the EU

For Europeans, the main reason for maintaining agriculture throughout the EU is the fact that it **“benefits society, through the production of safe food and standards ensuring respect for the environment and animal welfare”** (59%, +3 percentage points since November 2009).

Already the second most important reason for maintaining agriculture in the EU in 2009, the fact that it **contributes to the economy in rural areas** has since gained more support (53%, +6).

In third place, lagging some way behind the first two reasons, is **environmental protection** (29%, -1), followed by the argument that agriculture **is part of our history and culture** (18%, -2) and **contributes to the beauty of the countryside** (12%, -2).

QB6. Which of the following do you think are the most important reasons for maintaining agriculture in all parts of the EU?



Max. 2 answers

The results vary little between the EU15 countries and the NMS13 countries, or between euro area countries and non-euro area countries. However, the historical and cultural dimension of agriculture is mentioned slightly more in the EU15 countries (19%) and in the euro area (20%), than in the NMS13 countries (14%) or outside the euro area (15%).

The fact that agriculture benefits society is given as the first reason for maintaining it throughout the EU in 20 Member States. This is also the reason mentioned most often in Portugal, alongside the contribution of agriculture to the rural economy (57%). The beneficial contribution of agriculture to society is the most cited reason in Sweden (82%), Denmark (76%), Slovenia (72%) and the Netherlands (70%).

In several Member States, even where it is not the first reason mentioned, this item has gained ten or more points since 2009: in Lithuania (59%, +12), Estonia (51%, +12), Spain (64%, +11), Austria (63%, +12), Greece (61%, +11), and Portugal (57%, +10). Conversely, this reason has lost very significant ground in Finland (45%, -33).






























The contribution of agriculture to the economy in rural areas is the top reason mentioned for its maintenance in six Member States (in addition to Portugal): Greece (70%), Finland (69%), Bulgaria (66%), Estonia (64%), Latvia (60%) and Romania (56%). This reason has gained support since 2009 in almost all countries, and spectacularly so in some, especially in Finland (69%, +30), though a significant rise has also been recorded in Denmark (51%, +16), Cyprus (63%, +14), Spain (59%, +13), Slovenia (44%, +13), the Netherlands (59%, +12), Slovakia (65%, +10) and the United Kingdom (54%, +10).

The argument that agriculture protects the environment is the main reason given in Malta (58%), and is also mentioned by more than a third of respondents in Austria (39%), Luxembourg (36%), Cyprus (35%) and Romania (35%). However, it has lost ground in a majority of Member States, due to a marked rise in interest in the social and economic impacts of agriculture.

The historical and cultural importance of agriculture was mentioned frequently in Finland, where it has gained ground (35%, +7), and in France, where it has nevertheless declined since 2009 (29%, -5).

The fact that agriculture contributes to the beauty of the countryside is mentioned slightly more than average in Italy (17%) and Malta (17%), but it is still a lesser reason in the majority of Member States.

QB6 Which of the following do you think are the most important reasons for maintaining agriculture in all parts of the EU?

	It benefits society, through the production of safe food and standards ensuring respect for the environment and animal welfare	Diff. 2013 - 2009	It contributes to the economy in rural areas	Diff. 2013 - 2009	It protects and enhances the environment	Diff. 2013 - 2009	It is part of our history and culture	Diff. 2013 - 2009	It contributes to the beauty of the countryside	Diff. 2013 - 2009
 EU28	59%	+3	53%	+6	29%	-1	18%	-2	12%	-2
 BE	57%	+2	53%	+9	31%	-2	18%	-4	13%	-4
 BG	63%	-1	66%	-1	28%	+3	8%	=	8%	+3
 CZ	62%	-1	56%	+1	26%	-4	18%	+2	15%	+3
 DK	76%	+8	51%	+16	26%	-4	20%	-11	8%	-8
 DE	62%	-1	57%	+2	27%	+1	22%	-2	9%	=
 EE	51%	+12	64%	=	23%	-2	22%	-7	9%	-2
 IE	67%	+6	56%	+7	26%	-1	13%	-7	14%	-6
 EL	61%	+11	70%	+6	28%	-4	14%	-3	14%	-4
 ES	64%	+11	59%	+13	26%	-13	11%	=	7%	-7
 FR	58%	+9	56%	+6	33%	-3	29%	-5	8%	-4
 HR	56%	NA	54%	NA	24%	NA	17%	NA	13%	NA
 IT	58%	+7	40%	+8	34%	-3	18%	-5	17%	=
 CY	65%	+6	63%	+14	35%	-5	16%	=	12%	-17
 LV	51%	=	60%	=	24%	+4	16%	=	14%	+3
 LT	59%	+12	50%	+2	24%	-1	13%	-1	12%	-2
 LU	65%	+7	45%	+8	36%	+2	15%	-8	10%	-4
 HU	62%	-3	59%	+5	23%	+1	14%	+2	15%	+3
 MT	57%	-8	30%	+9	58%	+7	12%	=	17%	-7
 AT	63%	+12	51%	-4	39%	-3	23%	=	15%	-4
 NL	70%	+1	59%	+12	23%	+1	15%	-9	12%	-5
 PL	49%	-2	44%	+6	27%	+5	16%	=	16%	=
 PT	57%	+10	57%	+9	29%	-3	15%	+1	12%	-9
 RO	52%	+4	56%	-1	35%	+5	12%	=	11%	-6
 SI	72%	=	44%	+13	30%	-3	13%	-7	8%	-10
 SK	67%	+6	65%	+10	22%	-8	14%	-3	9%	-4
 FI	45%	-33	69%	+30	8%	-14	35%	+7	13%	+3
 SE	82%	+9	48%	+3	32%	-5	16%	-5	6%	-5
 UK	57%	+3	54%	+10	28%	+4	16%	=	12%	-2

Max. 2 answers

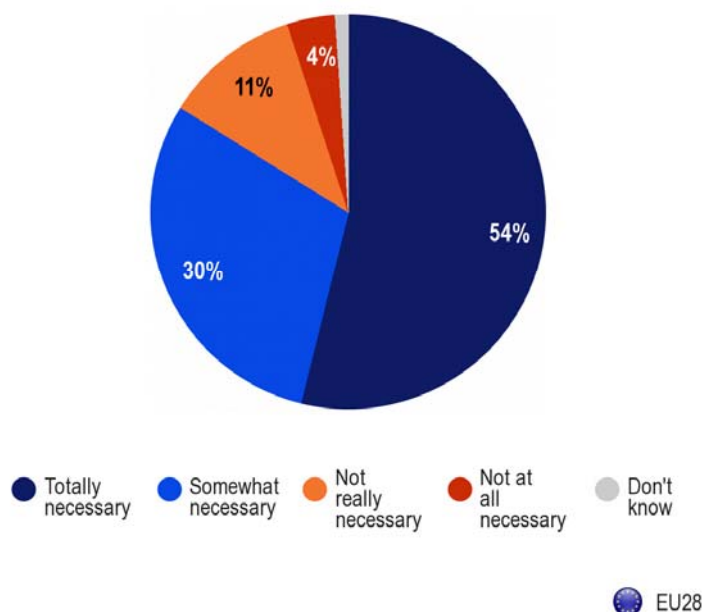
V. CONSUMER INFORMATION ABOUT THE ORIGIN OF FOODSTUFFS

– Europeans want more transparency on the origin of dairy products and meat –

1. Milk and dairy products

A large majority of Europeans say it is necessary to be able to identify the place of origin of milk, whether sold as such or in dairy product form: 84% share this view (vs 15%), and more than half of Europeans consider it to be "totally necessary" (54%).

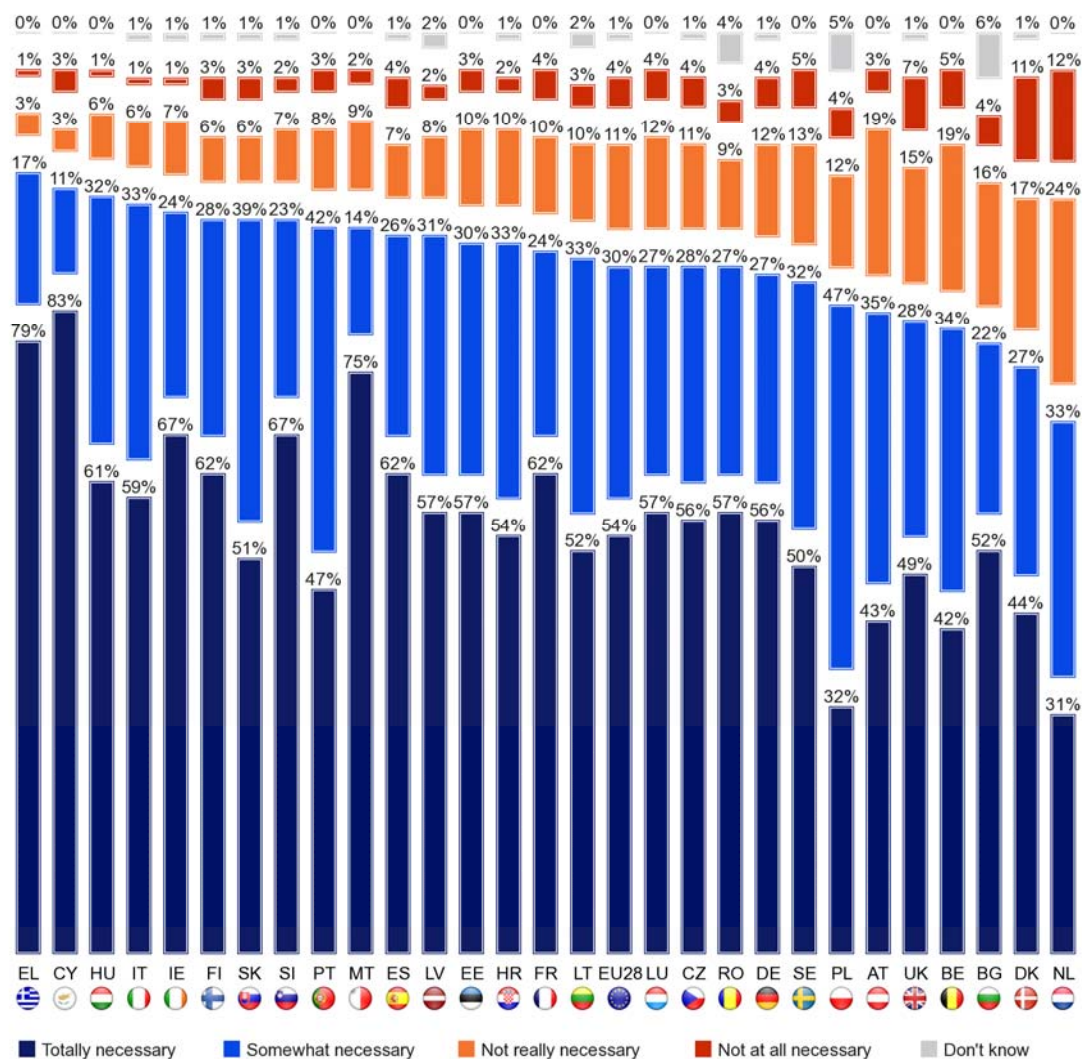
QB13. Do you think it is necessary or not to be able to identify the place of origin of milk, either sold as it is or as an ingredient in dairy products?



This opinion is held by a clear majority in all Member States. The proportion of respondents who say this information is "totally necessary" is larger in the euro area countries (57%) and the EU15 countries (55%) than in the non-euro area countries (47%) and the NMS13 countries (48%).

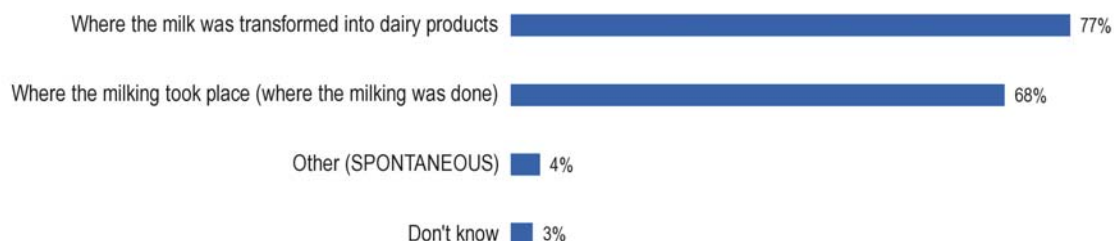
More than two-thirds of respondents believe it is "totally necessary" to be able to identify the place of origin of milk in Cyprus (83%), Greece (79%), Malta (75%), Ireland (67%) and Slovenia (67%), though fewer do so in the Netherlands (31%) and Poland (32%); nevertheless, a majority still say that this information is "necessary" in both these countries (64% and 79% respectively).

QB13. Do you think it is necessary or not to be able to identify the place of origin of milk, either sold as it is or as an ingredient in dairy products?



The Europeans who believe it is necessary to be able to identify the place of origin of milk were then asked what kind of information they would like. First, they said **the place where the milk was transformed into dairy products (77%)** and secondly, **the place where the milking was done (68%)**.

QB14. Do you think is it necessary to know...?
































 EU28

*Base: those who say it is necessary to be able to identify the place of origin of milk
(=84% of the total sample)*

These two priorities were mentioned by large majorities of respondents in all Member States. However, note that:

- People are more interested in the place of transformation than the place of milking (a difference of more than 20 percentage points) in Bulgaria, Germany, Estonia, Croatia, Cyprus, Lithuania, Hungary, Austria and Romania;
- People are more interested in the place of milking than the place of transformation in the Czech Republic, Ireland, France, Luxembourg and the United Kingdom. This is also the case in Malta and Sweden, albeit with a smaller gap between the place of milking and the place of transformation.

QB14 Do you think it is necessary to know...?

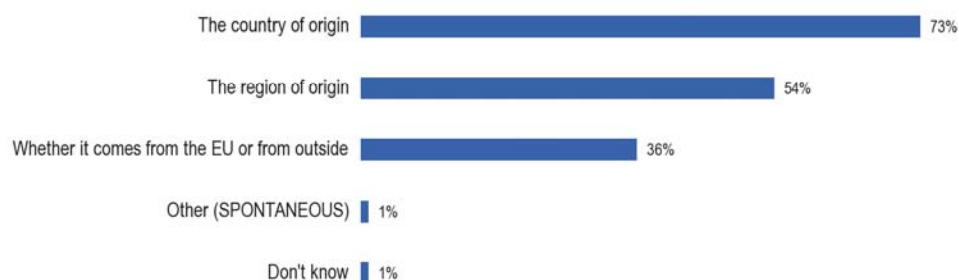
		Where the milk was transformed into dairy products	Where the milking took place (where the milking was done)	Other (SPONTA- NEOUS)	Don't know
	EU28	77%	68%	4%	3%
	CY	91%	60%	2%	3%
	BG	86%	50%	1%	3%
	EE	85%	56%	1%	5%
	RO	85%	58%	5%	3%
	EL	84%	75%	2%	1%
	AT	83%	56%	9%	0%
	PT	83%	65%	3%	3%
	SI	83%	66%	8%	3%
	HR	82%	55%	5%	4%
	DE	81%	55%	5%	2%
	HU	80%	59%	1%	2%
	PL	80%	60%	1%	5%
	FR	79%	86%	0%	2%
	LV	77%	68%	0%	3%
	LT	77%	55%	6%	5%
	ES	76%	67%	6%	5%
	DK	75%	59%	10%	5%
	IT	75%	71%	5%	1%
	MT	75%	76%	3%	4%
	SK	75%	73%	1%	1%
	FI	75%	61%	11%	7%
	LU	73%	79%	6%	3%
	SE	73%	76%	8%	5%
	BE	72%	67%	4%	3%
	UK	68%	76%	3%	5%
	IE	67%	79%	2%	4%
	NL	67%	61%	8%	5%
	CZ	64%	83%	0%	1%

Highest percentage per country

Base: those who say it is necessary to be able to identify the place of origin of milk
(=84% of the total sample)

When respondents were then asked what level of detail they think necessary concerning the origin of milk, they first mentioned the country of origin (73%), followed by the region of origin (54%). Whether the milk comes from within or outside the EU was less important (36%).

QB15. What precise level of detail seems to you necessary regarding the place of origin of the milk?



EU28

Multiple answers possible






























*Base: those who say it is necessary to be able to identify the place of origin of milk
(=84% of the total sample)*

The country of origin is the information most desired by those respondents who think it necessary to be able to identify the traceability of milk in all Member States, with the exception of Germany.

Region of origin is mentioned more often in Germany (71%) – where it was the first answer –, France (66%), Austria (62%) and Greece (60%).

Respondents in Malta (52%), Italy (50%), Greece (48%), Denmark (44%), Spain (43%), Austria (42%) and Cyprus (39%) are keener than average to know if milk comes from within or outside the EU.

QB15 What precise level of detail seems to you necessary regarding the place of origin of the milk?

		The country of origin	The region of origin	Whether it comes from the EU or from outside	Other (SPONTANEOUS)	Don't know
	EU28	73%	54%	36%	1%	1%
	BE	90%	38%	26%	1%	0%
	BG	83%	30%	39%	0%	1%
	CZ	82%	38%	25%	0%	1%
	DK	82%	41%	44%	2%	0%
	DE	81%	60%	48%	0%	0%
	EE	81%	30%	25%	3%	2%
	IE	81%	33%	27%	0%	0%
	EL	81%	56%	28%	2%	0%
	ES	81%	44%	31%	0%	0%
	FR	80%	38%	35%	1%	1%
	HR	79%	40%	26%	1%	1%
	IT	78%	42%	28%	0%	2%
	CY	78%	55%	50%	1%	0%
	LV	78%	43%	24%	0%	1%
	LT	78%	62%	42%	3%	0%
	LU	78%	52%	36%	0%	1%
	HU	75%	54%	35%	0%	1%
	MT	74%	41%	32%	0%	0%
	AT	74%	51%	25%	2%	2%
	NL	72%	30%	52%	1%	2%
	PL	72%	49%	22%	1%	0%
	PT	71%	58%	26%	0%	1%
	RO	69%	55%	43%	2%	1%
	SI	69%	66%	34%	0%	1%
	SK	69%	36%	34%	0%	2%
	FI	67%	71%	31%	2%	0%
	SE	65%	44%	35%	1%	1%
	UK	63%	37%	24%	1%	1%

Highest percentage per country

Multiple answers possible

Base: those who say it is necessary to be able to identify the place of origin of milk (=84% of the total sample)

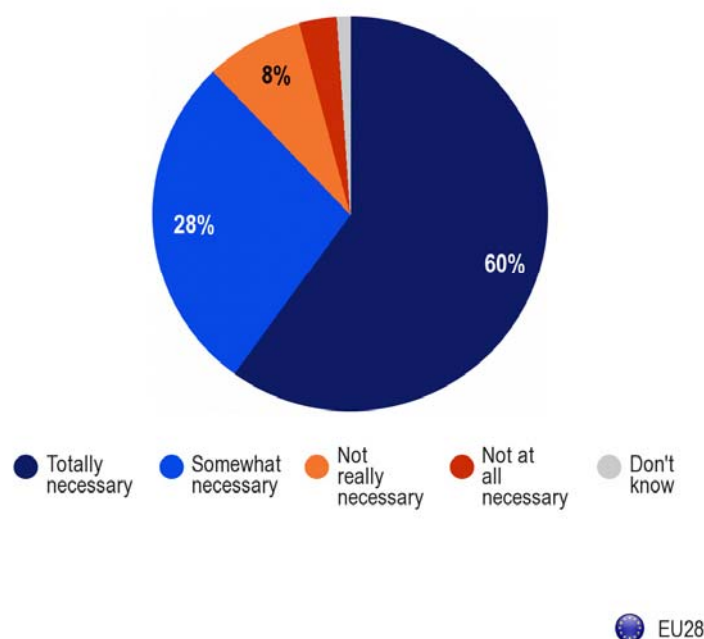
For these questions, age is the sole criterion which seems to have some influence; more Europeans aged 55 and over (58%) than younger people (48% of 15-24 year olds) say that it is "totally" necessary to be able to identify the origin of milk. While 15-24 year olds are slightly more concerned than average about whether the product is from within or outside the EU (38%, vs 35% of Europeans aged 55 and over), Europeans aged 55 and over are more concerned about the region of origin (57%, vs 47% of young people).

2. Meat

Respondents were then reminded that *"there are already rules on compulsory labelling on place of origin in the EU for some types of unprocessed prepacked meat, such as beef, poultry, pork, lamb/mutton and goat. The EU is planning to extend this compulsory labelling on place of origin to other types of meat, such as rabbit and game"*

A large majority of Europeans also think it necessary to be able to identify the origin of these other types of meat: 88% share this view (against 11%), 60% of whom believe that this traceability is "totally necessary", higher than for dairy products.

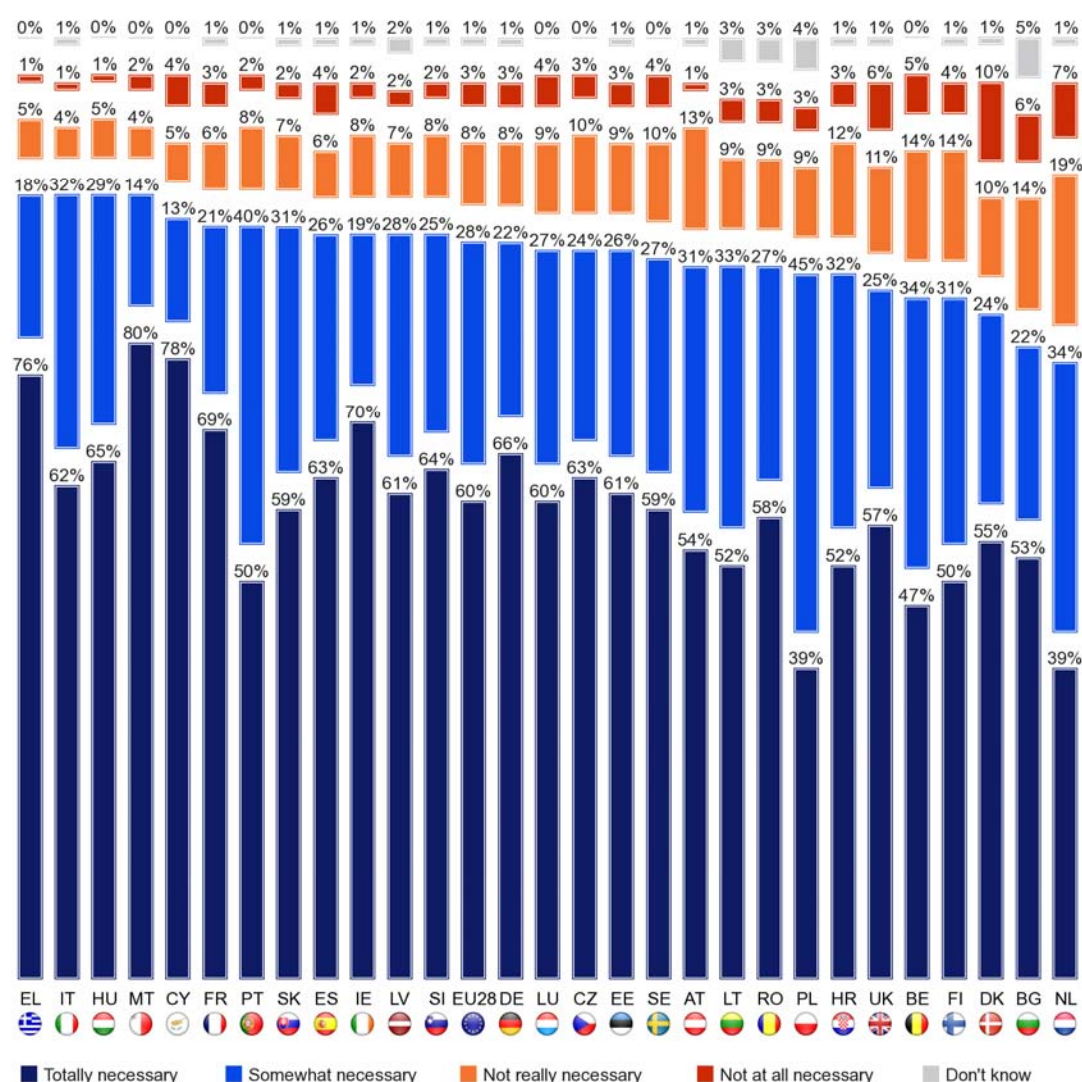
QB16. In your opinion, is it necessary or not to be able to identify the place of origin of these other types of meat?



Once again, knowing the origin of meat is regarded as necessary by a large majority of respondents in all Member States. However, the proportion of respondents who believe it is "totally necessary" is larger in euro area countries (63%) than non-euro area countries (54%) and in the EU15 (62%) than in the NMS13 (52%).

More than two-thirds of respondents say that it is "totally necessary" in Malta (80%), Cyprus (78%), Greece (76%), Ireland (70%) and France (69%). As was the case for milk and dairy products, fewer respondents consider it "totally necessary" to be able to identify the place of origin of other types of meat in the Netherlands (39%) and Poland (39%), although a majority still say it is "necessary" in both countries (73% and 84% respectively).

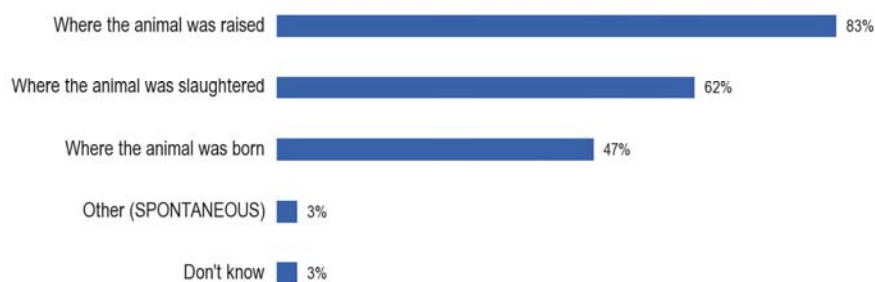
QB16. In your opinion, is it necessary or not to be able to identify the place of origin of these other types of meat?



Respondents who said it was necessary to have information about the origin of types of meat which are not covered by existing rules were then asked to specify what type of information they expected:

- The place where the animal was raised is the most necessary information (83%);
- This is followed by the place where the animal was slaughtered (62%);
- Lastly, the place where the animal was born appears less important, although it was still cited by almost half the respondents (47%).

QB17. Do you think it is necessary to know...?



EU28

Multiple answers possible

*Base: those who say it is necessary to be able to identify the place of origin of these other types of meat
(=88% of the total sample)*






























The order of these items is the same in the euro area and the non-euro area, and expectations of information about the place of rearing and the place of slaughter seem fairly similar. However, while 51% of respondents in the euro area want to know where the animal was born, only 38% do so in the non-euro area.

Information about **where the animal was raised** is mentioned more than average in France (93%), Greece (92%), Slovakia (92%) and the Czech Republic (91%). This is the leading answer given in all Member States.

Where the animal was slaughtered is mentioned particularly often in Denmark (75%), Sweden (71%), Germany (70%) and Greece (70%).

Information about where the animal was born is mentioned much more than average in Ireland (71%), Greece (66%) and Austria (61%), but seems to be much less important in Eastern European countries: Bulgaria (25%), Lithuania (27%), Latvia (28%), Estonia (29%), Hungary (29%); it is also of little interest in the Netherlands (27%).

QB17 Do you think it is necessary to know...?

		Where the animal was raised	Where the animal was slaughtered	Where the animal was born	Other (SPONTANEOUS)	Don't know
	EU28	83%	62%	47%	3%	3%
	FR	93%	66%	55%	1%	2%
	EL	92%	70%	66%	1%	0%
	SK	92%	45%	31%	0%	1%
	CZ	91%	50%	34%	0%	1%
	SI	90%	61%	46%	4%	1%
	HR	89%	43%	39%	2%	3%
	BG	87%	39%	25%	1%	3%
	DE	87%	70%	44%	3%	1%
	IT	87%	55%	60%	2%	0%
	LT	85%	41%	27%	3%	3%
	AT	85%	68%	61%	4%	0%
	PT	85%	61%	46%	1%	2%
	ES	83%	59%	53%	4%	3%
	LV	83%	41%	28%	0%	5%
	LU	83%	59%	43%	4%	3%
	PL	83%	56%	35%	1%	3%
	EE	82%	45%	29%	1%	8%
	SE	82%	71%	52%	4%	3%
	DK	81%	75%	44%	5%	2%
	MT	81%	61%	44%	1%	4%
	IE	79%	62%	71%	1%	2%
	CY	79%	65%	46%	2%	3%
	RO	79%	61%	33%	3%	6%
	BE	77%	63%	35%	2%	2%
	FI	74%	63%	41%	10%	5%
	HU	72%	61%	29%	1%	3%
	UK	70%	66%	45%	4%	5%
	NL	65%	60%	27%	6%	4%

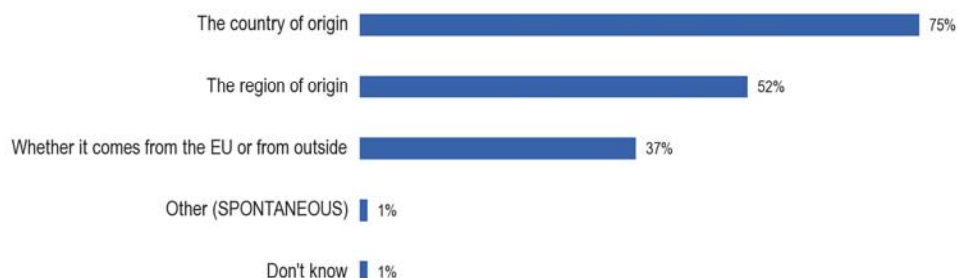
Highest percentage per country

Multiple answers possible

Base: those who say it is necessary to be able to identify the place of origin of these other types of meat
(=88% of the total sample)

When asked what level of detail about the origin of these other types of meat they believe is necessary, respondents first mentioned the country of origin (75%), followed by the region of origin (52%). Knowing if the meat came from within or outside the European Union was mentioned much less (37%).

QB18. What precise level of detail seems to you necessary regarding the place of origin for these other types of meat?



EU28

Multiple answers possible






























*Base: those who say it is necessary to be able to identify the place of origin of these other types of meat
(=88% of the total sample)*

Information about the country of origin is most important in all the Member States.

As was the case for dairy products, **the region of origin** is extremely important in Germany (72%), Austria (65%), France (62%) and Greece (60%).

Respondents in Malta (53%), Italy (49%), Austria (48%) and Greece (45%) are more interested than average in whether the meat comes **from within or outside the EU**.

QB18 What precise level of detail seems to you necessary regarding the place of origin for these other types of meat?

		The country of origin	The region of origin	Whether it comes from the EU or from outside	Other (SPONTANEOUS)	Don't know
	EU28	75%	52%	37%	1%	1%
	FI	90%	35%	33%	0%	1%
	DK	86%	36%	44%	1%	1%
	CZ	84%	37%	25%	0%	0%
	SI	84%	54%	30%	1%	0%
	SK	84%	42%	29%	0%	0%
	IE	83%	41%	39%	0%	1%
	EL	83%	60%	45%	0%	0%
	EE	82%	40%	31%	0%	1%
	CY	82%	29%	38%	0%	1%
	LT	82%	29%	28%	2%	1%
	HU	82%	32%	25%	0%	0%
	HR	79%	39%	25%	1%	1%
	IT	79%	54%	49%	2%	0%
	LV	79%	41%	25%	0%	1%
	AT	79%	65%	48%	4%	0%
	PL	77%	50%	36%	0%	1%
	PT	77%	53%	36%	0%	1%
	SE	76%	40%	26%	1%	1%
	FR	75%	62%	38%	0%	0%
	RO	75%	48%	27%	1%	2%
	ES	74%	55%	43%	2%	0%
	BG	73%	53%	27%	0%	1%
	DE	73%	72%	34%	3%	1%
	MT	70%	30%	53%	1%	4%
	UK	69%	34%	37%	1%	3%
	BE	68%	44%	36%	2%	1%
	LU	68%	43%	33%	2%	1%
	NL	65%	36%	25%	1%	2%

Highest percentage per country

Multiple answers possible

Base: those who say it is necessary to be able to identify the place of origin of these other types of meat (=88% of the total sample)

3. The importance of purchasing factors

– Quality: the leading purchasing factor –

When asked what factors influence their purchasing decision the most, a majority of respondents mention quality:

- This is the case for dairy products (54%). Price is in second place (22%), ahead of where the product came from (16%) and the brand (5%);
- Quality is also the leading criterion when buying other types of meat (56%). Where the product came from is in second place (20%), followed by price (18%) and the brand (2%).

QB20.1. When you buy ..., which is the most important factor for you?

Milk or dairy products



EU28

QB20.2. When you buy ..., which is the most important factor for you?

Other types of meat



EU28

A national analysis reveals some differences between groups of countries. While **quality** is the leading purchasing factor in both the euro and the non-euro area countries, **price** plays a more important role for respondents outside the euro area: it is mentioned slightly more often for dairy products (25%, vs 20% in the euro area), and is the second factor considered when buying meat (22%, vs 16% in the euro area, in third place), whereas respondents in the euro area countries give precedence to knowing where the product came from (24%, vs 14% in the non-euro area). The same trend exists between the NMS13 and the EU15 countries: 26% of respondents in the NMS13 say that price influences their decision to buy dairy products compared with 21% in the EU15, while these proportions are 25% (NMS13) and 16% (EU15) for meat. Respondents in the EU15 countries prefer to know where the product came from (22%).

Dairy products:






























Quality is the most important purchasing factor in all the Member States, led by Malta (78%), Lithuania (63%) and the Netherlands (63%).

Price is mentioned more than the European average in Hungary (37%) and Portugal (36%). Product origin is mentioned much more often in Austria (36%), Finland (33%), Italy (33%), and Greece (33%).

Other types of meat:

Product quality is the most important factor in 26 Member States. However, **the origin of the product** is the first criterion in Sweden (43%) and Austria (41%). Price is once again cited most often in Portugal (33%), followed by Hungary (32%), Bulgaria (27%) and Romania (26%).

QB20.1 When you buy ..., which is the most important factor for you?
Milk or dairy products






























		Quality	The price	Where the product came from (geographic origin)	The brand	Other (SPONTANEOUS)	Not applicable (SPONTANEOUS)	Don't know
	EU28	54%	22%	16%	5%	1%	1%	1%
	MT	78%	5%	8%	5%	1%	2%	1%
	LT	63%	20%	8%	5%	2%	1%	1%
	NL	63%	20%	4%	7%	4%	2%	0%
	LU	62%	11%	17%	9%	0%	1%	0%
	DE	61%	18%	16%	4%	0%	1%	0%
	LV	60%	22%	11%	5%	1%	0%	1%
	CY	59%	15%	17%	7%	2%	0%	0%
	UK	59%	27%	7%	3%	1%	2%	1%
	BE	58%	24%	8%	8%	1%	1%	0%
	SK	58%	23%	11%	7%	0%	1%	0%
	BG	57%	26%	6%	9%	0%	1%	1%
	ES	57%	26%	6%	9%	1%	1%	0%
	RO	56%	24%	11%	5%	0%	2%	2%
	SI	56%	15%	22%	3%	3%	1%	0%
	HR	55%	23%	14%	8%	0%	0%	0%
	PL	55%	25%	8%	7%	0%	3%	2%
	EE	54%	25%	13%	6%	1%	1%	0%
	DK	53%	23%	15%	7%	2%	0%	0%
	SE	51%	8%	32%	7%	2%	0%	0%
	EL	50%	14%	33%	3%	0%	0%	0%
	CZ	49%	28%	15%	7%	1%	0%	0%
	FR	49%	24%	20%	5%	1%	1%	0%
	IT	48%	14%	33%	4%	0%	0%	1%
	HU	48%	37%	11%	3%	1%	0%	0%
	PT	48%	36%	8%	6%	1%	1%	0%
	IE	45%	29%	17%	8%	0%	1%	0%
	FI	40%	21%	33%	5%	1%	0%	0%
	AT	37%	16%	36%	10%	1%	0%	0%

Highest percentage per country *Lowest percentage per country*

Highest percentage per item Lowest percentage per item

QB20.2 When you buy ..., which is the most important factor for you?

Other types of meat

		Quality	Where the product came from (geographic origin)	The price	The brand	Other (SPONTANEOUS)	Not applicable (SPONTANEOUS)	Don't know
	EU28	56%	20%	18%	2%	1%	2%	1%
	MT	71%	18%	7%	1%	0%	2%	1%
	ES	69%	7%	19%	1%	1%	2%	1%
	BE	67%	11%	18%	2%	0%	2%	0%
	LU	66%	21%	8%	1%	0%	3%	1%
	NL	66%	9%	14%	2%	3%	5%	1%
	LV	63%	13%	19%	2%	0%	2%	1%
	UK	63%	13%	18%	2%	0%	4%	0%
	PL	62%	7%	25%	3%	0%	2%	1%
	CY	61%	22%	13%	1%	0%	2%	1%
	LT	60%	13%	22%	1%	0%	3%	1%
	DK	59%	18%	15%	3%	1%	3%	1%
	SK	59%	16%	21%	2%	0%	1%	1%
	DE	58%	22%	13%	1%	0%	5%	1%
	HR	58%	18%	19%	4%	0%	1%	0%
	PT	56%	10%	33%	0%	0%	1%	0%
	EE	55%	18%	20%	2%	1%	3%	1%
	RO	55%	12%	26%	3%	1%	1%	2%
	EL	49%	37%	14%	0%	0%	0%	0%
	HU	49%	15%	32%	2%	1%	1%	0%
	IE	48%	25%	19%	4%	0%	3%	1%
	SI	48%	29%	18%	2%	2%	1%	0%
	CZ	46%	26%	25%	1%	1%	1%	0%
	FR	46%	28%	18%	3%	1%	3%	1%
	IT	46%	38%	12%	3%	0%	0%	1%
	BG	45%	12%	27%	3%	0%	10%	3%
	SE	42%	43%	8%	1%	1%	4%	1%
	FI	41%	39%	13%	2%	1%	4%	0%
	AT	40%	41%	14%	3%	1%	1%	0%

Highest percentage per country Lowest percentage per country

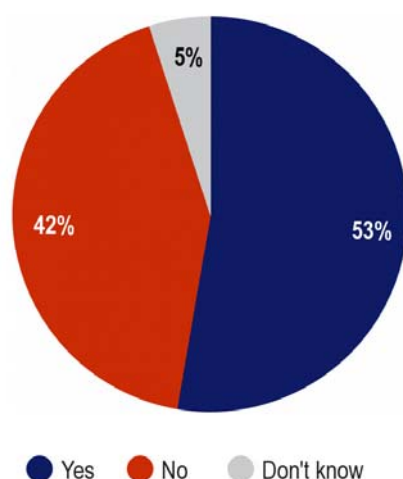
Highest percentage per item Lowest percentage per item

4. Willingness to pay more for a product

– An absolute majority of Europeans would pay more in order to see information about the origin of some food items; more than four in ten would not –

A majority of respondents (53%, against 42%) are prepared to pay a little more (1-2%) to see information on place of origin appear on the labels of milk and dairy products and on the labels of other types of meat.

QB19. Would you be prepared to pay a little more (between 1 and 2% more) to see this information on place of origin appear on the labels of milk and dairy products as well as on other types of meat?



EU28

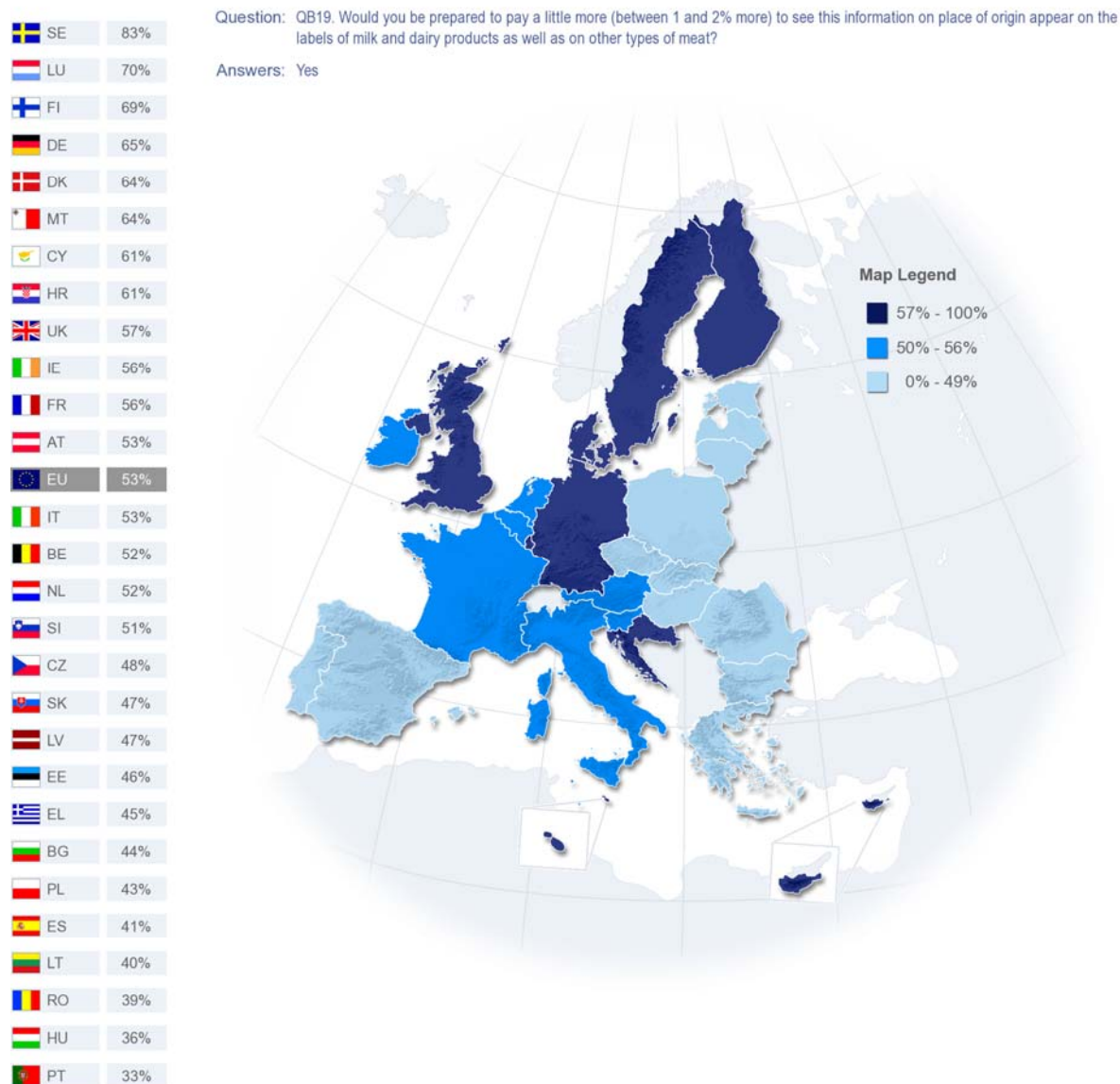
Respondents in the euro area countries are slightly more willing to pay a little more (54%) than those in the non-euro area countries (50%). There is a wider difference between the EU15 countries (55% vs 41%) and the NMS13 countries, where only a minority are prepared to pay more (43% vs 50%).

An absolute majority of respondents are willing to pay a little more to know the origin of a product in 16 Member States, led by Sweden (83%), Luxembourg (70%), Finland (69%) and Germany (65%).

Conversely, a majority of respondents would refuse to pay more for this information in 11 Member States: Portugal (64%), Hungary (59%), Spain (55%), Greece (53%), Estonia (52%), Lithuania (52%), Poland (51%), Romania (51%), Latvia (49%), Slovakia (48%) and Bulgaria (45%).

Greece is thus one of the countries where people are most likely to say that product origin information is "totally necessary", but also among the countries where paying a little more for the information is least acceptable.

Finally, opinion is evenly divided in the Czech Republic (48%/48%).



A socio-demographic analysis reveals that:

- **Quality** is the most important purchasing factor in all categories for both dairy products and meat. However, manual workers (27% for milk and 21% for meat) and, in particular, people who have the most difficulty paying their bills (34% for milk and 29% for meat) consider **price** to be a more important factor than average. Managers and those who almost never have difficulty paying their bills are more concerned about quality and the origin of products than average;
- There are some significant differences with regard to respondents' willingness to pay more for some products in order to obtain information about their place of origin: Europeans aged 55 and over are more prepared to do this than the youngest (53%, vs 49% of 15-24 year olds), and managers are more inclined to do so (61%) than white-collar workers (55%) and manual workers (50%), and even more so than house persons (46%) and the unemployed (45%). The largest difference is between those Europeans who almost never have difficulty paying their bills (58%) and those who have the most difficulty (40%, compared with 55% who refuse to pay more).

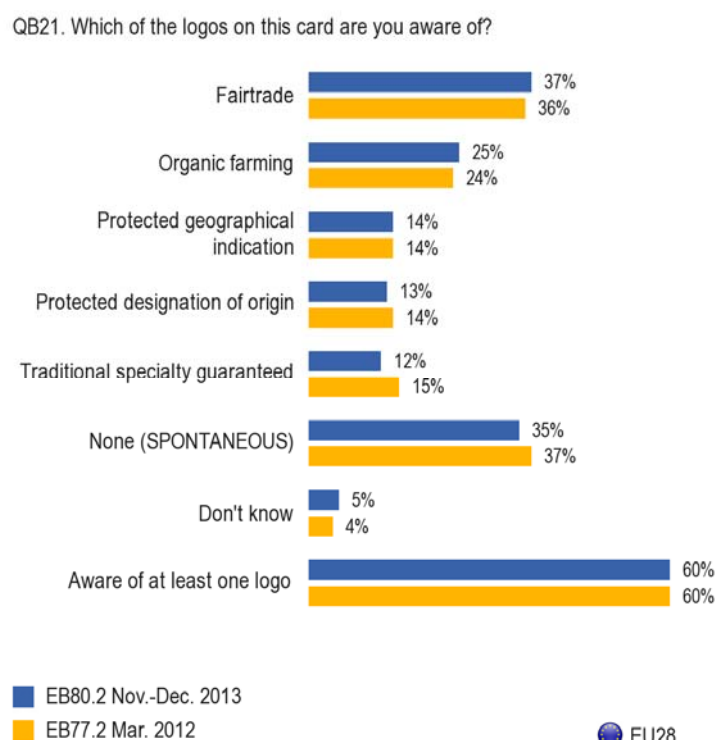
VI. RECOGNITION OF QUALITY LABELS

Respondents were then shown a number of logos representing quality labels (Fairtrade, Organic Farming, Protected Geographical Indication, Protected Designation of Origin, and Traditional Speciality Guaranteed). Six in ten Europeans say they are familiar with at least one of them, a proportion which has remained unchanged since the Eurobarometer survey of March 2012 (EB77.2).

The recognition of these logos has remained almost unchanged since March 2012, thus confirming the results of the Special Eurobarometer survey 389.

The Fairtrade logo remains the best known (37%, +1 percentage point since March 2012), followed by the Organic Farming logo (25%, +1). In third place is Protected Geographical Indication (14%, =), ahead of Protected Designation of Origin (13%, -1). In last place is the Traditional Speciality Guaranteed logo, which has lost three points since the March 2012 report (12%).

Just over one-third of Europeans *spontaneously* said they recognised none of the logos (35%, -2 points).



Recognition of the quality labels varies greatly between the EU15 countries, where two-thirds of respondents are familiar with at least one of the five logos (66%), and the NMS13 countries, where this proportion falls to 39%.

An analysis of the results by country reveals a number of differences between the Member States in their recognition of the different logos.

At least 80% of respondents say they recognise at least one of these quality labels in seven Member States: Austria (88%), the United Kingdom (87%), the Netherlands (83%), Ireland (83%), Luxembourg (81%), Sweden (81%) and Denmark (80%).






























Recognition is much less widespread in Bulgaria (35% say they know at least one), Greece (35%), Croatia (34%), Cyprus (34%), Romania (26%) and Portugal (26%), where recognition appears much weaker than in March 2012 (-10 percentage points). In Portugal, there has been a considerable fall in the recognition of all of the logos (between -7 and -12).

Conversely, recognition of these quality labels has increased significantly since March 2012 in the Czech Republic (58%, +12) and Hungary (42%, +6).

A detailed comparison with March 2012 reveals:

- Recognition of the **Fairtrade** logo has increased in the Czech Republic (20%, +8) and in Hungary (12%, +6);
- Recognition of the **Organic Farming** logo has grown substantially in Austria (60%, +24), Estonia (44%, +10) and Poland (22%, +10). However, it has fallen markedly in France (30%, -8);
- The **Protected Geographical Indication** quality label is better known in Spain (22%, +8) and the Czech Republic (20%, +7);
- The **Protected Designation of Origin** is much less familiar in Luxembourg (5%, -11);
- Recognition of the **Traditional Speciality Guaranteed** logo has declined in almost all Member States.

QB21 Which of the logos on this card are you aware of?

		Organic farming	Diff. 2013 - 2012	Fairtrade	Diff. 2013 - 2012	Protected designation of origin	Diff. 2013 - 2012	Protected geographical indication	Diff. 2013 - 2012	Traditional specialty guaranteed	Diff. 2013 - 2012	Aware of at least one logo	Diff. 2013 - 2012
	EU28	25%	+1	37%	+1	13%	-1	14%	=	12%	-3	60%	=
	AT	60%	+24	77%	+5	19%	=	19%	+3	16%	+1	88%	+5
	UK	22%	=	83%	+2	4%	-3	5%	-5	10%	-3	87%	+1
	IE	25%	-2	79%	+1	5%	-1	9%	+2	9%	+1	83%	+2
	NL	25%	+4	81%	+3	2%	-4	4%	-2	6%	+1	83%	+1
	LU	32%	-5	74%	-2	5%	-11	10%	-1	10%	-5	81%	-4
	SE	35%	+2	77%	+3	6%	-4	9%	=	7%	-3	81%	=
	DK	39%	=	74%	-1	4%	+1	4%	-2	4%	-1	80%	-1
	FI	34%	+1	53%	-1	8%	+3	7%	+2	16%	+4	73%	+4
	DE	32%	-1	62%	+5	6%	-2	7%	-2	5%	-6	72%	+4
	BE	26%	+6	57%	+3	9%	+1	11%	+1	9%	-2	70%	+3
	IT	25%	+1	18%	+1	30%	-6	31%	-1	20%	-2	62%	+2
	EE	44%	+10	21%	+4	8%	=	10%	=	13%	-9	59%	+3
	FR	30%	-8	29%	=	20%	-5	19%	+2	13%	-6	59%	-6
	CZ	25%	+4	20%	+8	17%	+3	20%	+7	21%	+1	58%	+12
	LT	31%	+5	6%	+1	6%	+2	10%	+3	18%	-3	46%	+2
	SK	23%	-5	12%	=	16%	+2	13%	+1	20%	=	45%	-2
	ES	14%	=	4%	+1	19%	+5	22%	+8	16%	-9	44%	+1
	LV	34%	+1	7%	+1	3%	-4	9%	-5	8%	-6	44%	-4
	HU	21%	+2	12%	+6	10%	+3	10%	+1	8%	-3	42%	+6
	SI	31%	-1	9%	-2	9%	-4	11%	-5	6%	-7	42%	-3
	MT	15%	-4	25%	-3	11%	+6	8%	+1	7%	-3	40%	-5
	PL	22%	+10	7%	+2	7%	+1	8%	-3	9%	-6	38%	+4
	BG	18%	+5	6%	=	12%	-2	16%	+1	15%	=	35%	+1
	EL	11%	-6	5%	=	15%	-1	11%	-4	16%	=	35%	-1
	HR	12%	NA	6%	NA	13%	NA	13%	NA	15%	NA	34%	NA
	CY	19%	+1	9%	+2	5%	-2	5%	-5	12%	-8	34%	-2
	PT	14%	-7	7%	-9	8%	-9	6%	-12	6%	-9	26%	-10
	RO	13%	+3	5%	=	8%	+3	6%	=	12%	+3	26%	+1

Recognition of these logos appears to vary according to socio-demographic criteria:

- Recognition is stronger among young people (63% of 15-24 year olds know at least one of them) than among adults aged 55 and over (54%). The **Fairtrade** logo is recognised by 41% of 15-24 year olds and of 40-54 year olds, compared to 32% of those aged 55 and over;
- Recognition is far stronger among Europeans who continued in education until the age of 20 or beyond (71%, vs 47% of those who left school before the age of 16).
- Recognition of the **Organic Farming logo is also stronger** among those Europeans who continued in education until the age of 20 or beyond (30%, vs 16% of those who left school before the age of 16);

- Recognition of the quality labels is also higher among EU citizens who live in large towns (65%) than those who live in rural areas (56%). The latter are less likely to know the **Organic Farming** and **Fairtrade** logos (22% and 33% respectively);
- Recognition of the quality labels is stronger among managers (77%) than white-collar workers (69%) and manual workers (60%);
- Finally, recognition of the quality labels is significantly higher among those Europeans who hardly ever have difficulty paying their bills (64%) than those who have these difficulties most often (49%). More Europeans who hardly ever have difficulty paying their bills are familiar with the **Fairtrade** logo (43%) than those who have this problem most of the time (24%).

CONCLUSION

European public opinion regarding European agriculture and the Common Agricultural Policy seems supportive of the main objectives adopted in the CAP reform of November 2013:

- Europeans agree that agriculture and rural areas are very important for the future;
- They think it is legitimate to continue to devote a significant share of the European budget to agriculture and rural development;
- This legitimacy is based on the fact that EU citizens believe they indirectly profit from this financial aid, primarily via the supply of a diversity of quality food products, but also through environmental protection;
- They also strongly believe that society as a whole benefits from this aid and they attribute a growing role to agriculture and farmers in the maintenance of economic activity and employment in rural areas;
- A majority of EU citizens support the rationalisation of financial aid that was decided during the CAP reform, particularly concerning compliance with environmental regulations;
- With regard to public awareness of the CAP, two-thirds of EU citizens have heard of it, although they only feel partially informed and do not know the details;
- Europeans have high expectations when it comes to the traceability of dairy products and meat: they want more information about the country of origin of these products, and a majority are even prepared to pay more for this information to appear on labels;
- However, the survey reveals a lack of public awareness of the state of agriculture within the European Union. For example, Europeans continue to believe common preconceptions about agriculture, not least that the United States produces more agricultural products than the EU.

ANNEXES

TECHNICAL SPECIFICATIONS

EUROBAROMETER 80.2

Europeans, Agriculture and the CAP

TECHNICAL SPECIFICATIONS

Between the 23rd of November and the 2nd of December 2013, TNS opinion & social, a consortium created between TNS political & social, TNS UK and TNS opinion, carried out the wave 81.1 of the EUROBAROMETER survey, on request of the EUROPEAN COMMISSION, Directorate-General for Communication, "Strategy, Corporate Communication Actions and Eurobarometer".

The EUROBAROMETER wave 80.2 covers the population of the respective nationalities of the 28 European Union Member States, resident in each of the Member States and aged 15 years and over.

The basic sample design applied in all states is a multi-stage, random (probability) one. In each country, a number of sampling points was drawn with probability proportional to population size (for a total coverage of the country) and to population density.

In order to do so, the sampling points were drawn systematically from each of the "administrative regional units", after stratification by individual unit and type of area. They thus represent the whole territory of the countries surveyed according to the EUROSTAT NUTS II (or equivalent) and according to the distribution of the resident population of the respective nationalities in terms of metropolitan, urban and rural areas. In each of the selected sampling points, a starting address was drawn, at random. Further addresses (every Nth address) were selected by standard "random route" procedures, from the initial address. In each household, the respondent was drawn, at random (following the "closest birthday rule"). All interviews were conducted face-to-face in people's homes and in the appropriate national language. As far as the data capture is concerned, CAPI (*Computer Assisted Personal Interview*) was used in those countries where this technique was available.

For each country a comparison between the sample and the universe was carried out. The Universe description was derived from Eurostat population data or from national statistics offices. For all countries surveyed, a national weighting procedure, using marginal and intercellular weighting, was carried out based on this Universe description. In all countries, gender, age, region and size of locality were introduced in the iteration procedure. For international weighting (i.e. EU averages), TNS Opinion & Social applies the official population figures as provided by EUROSTAT or national statistic offices. The total population figures for input in this post-weighting procedure are listed below.

ABBR.	COUNTRIES	INSTITUTES	N° INTERVIEWS	DATES FIELDWORK		POPULATION 15+	PROPORTION EU28
BE	Belgium	TNS Dimarso	1.077	23/11/13	1/12/13	8.939.546	2,16%
BG	Bulgaria	TNS BBSS	1.026	23/11/13	28/11/13	6.537.510	1,58%
CZ	Czech Rep.	TNS Aisa	1.018	23/11/13	2/12/13	9.012.443	2,18%
DK	Denmark	TNS Gallup DK	1.010	23/11/13	2/12/13	4.561.264	1,10%
DE	Germany	TNS Infratest	1.600	23/11/13	2/12/13	64.336.389	15,57%
EE	Estonia	TNS Emor	1.012	23/11/13	2/12/13	945.733	0,23%
IE	Ireland	Behaviour & Attitudes	1.007	23/11/13	2/12/13	3.522.000	0,85%
EL	Greece	TNS ICAP	1.007	23/11/13	1/12/13	8.693.566	2,10%
ES	Spain	TNS Spain	1.013	23/11/13	2/12/13	39.127.930	9,47%
FR	France	TNS Sofres	1.022	23/11/13	2/12/13	47.756.439	11,56%
HR	Croatia	HENDAL	1.002	23/11/13	2/12/13	3.749.400	0,91%
IT	Italy	TNS Italia	1.019	23/11/13	28/11/13	51.862.391	12,55%
CY	Rep. Of Cyprus	CYMAR	500	23/11/13	2/12/13	838.897	0,20%
LV	Latvia	TNS Latvia	1.011	23/11/13	2/12/13	1.447.866	0,35%
LT	Lithuania	TNS LT	1.023	23/11/13	2/12/13	2.829.740	0,69%
LU	Luxembourg	TNS ILReS	510	23/11/13	2/12/13	434.878	0,11%
HU	Hungary	TNS Hoffmann	1.012	23/11/13	2/12/13	8.320.614	2,01%
MT	Malta	MISCO	500	23/11/13	2/12/13	335.476	0,08%
NL	Netherlands	TNS NIPO	1.037	23/11/13	2/12/13	13.371.980	3,24%
AT	Austria	ipr Umfrageforschung	1.019	23/11/13	2/12/13	7.009.827	1,70%
PL	Poland	TNS Polska	1.000	23/11/13	2/12/13	32.413.735	7,85%
PT	Portugal	TNS Portugal	1.055	23/11/13	2/12/13	8.414.215	2,04%
RO	Romania	TNS CSOP	1.013	23/11/13	30/11/13	18.246.731	4,42%
SI	Slovenia	RM PLUS	1.113	23/11/13	2/12/13	1.759.701	0,43%
SK	Slovakia	TNS Slovakia	1.000	23/11/13	2/12/13	4.549.955	1,10%
FI	Finland	TNS Gallup Oy	971	23/11/13	2/12/13	4.440.004	1,07%
SE	Sweden	TNS Sifo	1.011	23/11/13	2/12/13	7.791.240	1,89%
UK	United Kingdom	TNS UK	1.331	23/11/13	2/12/13	51.848.010	12,55%
TOTAL EU28			27.919	23/11/13	2/12/13	413.097.480	100%*

* It should be noted that the total percentage shown in this table may exceed 100% due to rounding

Readers are reminded that survey results are estimations, the accuracy of which, everything being equal, rests upon the sample size and upon the observed percentage. With samples of about 1,000 interviews, the real percentages vary within the following confidence limits:

Statistical Margins due to the sampling process (at the 95% level of confidence)											
<i>various sample sizes are in rows</i>						<i>various observed results are in columns</i>					
	5%	10%	15%	20%	25%	30%	35%	40%	45%	50%	
	95%	90%	85%	80%	75%	70%	65%	60%	55%	50%	
N=50	6,0	8,3	9,9	11,1	12,0	12,7	13,2	13,6	13,8	13,9	N=50
N=500	1,9	2,6	3,1	3,5	3,8	4,0	4,2	4,3	4,4	4,4	N=500
N=1000	1,4	1,9	2,2	2,5	2,7	2,8	3,0	3,0	3,1	3,1	N=1000
N=1500	1,1	1,5	1,8	2,0	2,2	2,3	2,4	2,5	2,5	2,5	N=1500
N=2000	1,0	1,3	1,6	1,8	1,9	2,0	2,1	2,1	2,2	2,2	N=2000
N=3000	0,8	1,1	1,3	1,4	1,5	1,6	1,7	1,8	1,8	1,8	N=3000
N=4000	0,7	0,9	1,1	1,2	1,3	1,4	1,5	1,5	1,5	1,5	N=4000
N=5000	0,6	0,8	1,0	1,1	1,2	1,3	1,3	1,4	1,4	1,4	N=5000
N=6000	0,6	0,8	0,9	1,0	1,1	1,2	1,2	1,2	1,3	1,3	N=6000
N=7000	0,5	0,7	0,8	0,9	1,0	1,1	1,1	1,1	1,2	1,2	N=7000
N=7500	0,5	0,7	0,8	0,9	1,0	1,0	1,1	1,1	1,1	1,1	N=7500
N=8000	0,5	0,7	0,8	0,9	0,9	1,0	1,0	1,1	1,1	1,1	N=8000
N=9000	0,5	0,6	0,7	0,8	0,9	0,9	1,0	1,0	1,0	1,0	N=9000
N=10000	0,4	0,6	0,7	0,8	0,8	0,9	0,9	1,0	1,0	1,0	N=10000
N=11000	0,4	0,6	0,7	0,7	0,8	0,9	0,9	0,9	0,9	0,9	N=11000
N=12000	0,4	0,5	0,6	0,7	0,8	0,8	0,9	0,9	0,9	0,9	N=12000
N=13000	0,4	0,5	0,6	0,7	0,7	0,8	0,8	0,8	0,9	0,9	N=13000
N=14000	0,4	0,5	0,6	0,7	0,7	0,8	0,8	0,8	0,8	0,8	N=14000
N=15000	0,3	0,5	0,6	0,6	0,7	0,7	0,8	0,8	0,8	0,8	N=15000
	5%	10%	15%	20%	25%	30%	35%	40%	45%	50%	
	95%	90%	85%	80%	75%	70%	65%	60%	55%	50%	

QUESTIONNAIRE

B. CAP

ASK ALL

QB1 Do you think that, in the EU, agriculture and rural areas is a ... subject for our future? (M)

(READ OUT – ONE ANSWER ONLY)

Very important	1
Fairly important (M)	2
Not very important	3
Not at all important (M)	4
DK	5

EB72.5 QB1 TREND MODIFIED

QB2 Please tell me for each of the following sentences related to agriculture, whether you think that it is true or false. (M)

(ONE ANSWER PER LINE)

	(READ OUT)	True.	False.	DK
1	The United States produces more agricultural products than the EU	1	2	3
2	In the EU, on average, incomes in the agricultural sector are lower than incomes in other sectors of the economy	1	2	3
3	Farmers represent around 10% of the working population in the EU	1	2	3

EB72.5 QB2

READ OUT: The Common Agricultural Policy (CAP) is the EU's agricultural policy

QB3 Have you ever heard about the support that the EU gives farmers through its Common Agricultural Policy (CAP)?

(READ OUT – ONE ANSWER ONLY)

Yes, and you know the details	1
Yes, but you don't really know the details	2
No, you have never heard of it	3
DK	4

NEW

QB4	For each of these aspects of the Common Agricultural Policy (CAP), please tell me if you think it is a very good thing, a fairly good thing, a fairly bad thing or a very bad thing? (M)

(SHOW CARD WITH SCALE - ONE ANSWER PER LINE)

	(READ OUT - ROTATE)	A very good thing	A fairly good thing	A fairly bad thing	A very bad thing	Neither good nor bad thing (SPONTANEOUS)	DK

1	Guaranteeing the food supply for	1	2	3	4	5	6
2	Developing rural areas in the EU in a balanced way (N)	1	2	3	4	5	6
3	Giving support to farmers in a fairer and more targeted way (M)	1	2	3	4	5	6
4	Supporting young farmers (N)	1	2	3	4	5	6
5	Linking financial aid to farmers whose follow practices that benefit the	1	2	3	4	5	6

EB72.5 QB7 TREND MODIFIED

QB5	What do you think should be the two main responsibilities of farmers in our society?
-----	--

(SHOW CARD – READ OUT– ROTATE – MAX. 2 ANSWERS)

Protecting the environment.	1,
Maintaining economic activity and employment in rural areas	2,
Ensuring the EU's food self-sufficiency	3,
Supplying the population with a diversity of quality products	4,
Ensuring the welfare of farmed animals	5,
Favouring and improving life in the countryside	6,
Other (SPONTANEOUS)	7,
DK	8,

NEW (BASED ON EB72.5 QB8)

QB6	Which of the following do you think are the most important reasons for maintaining agriculture in all parts of the EU? (M)

(SHOW CARD – READ OUT – ROTATE – MAX. 2 ANSWERS)

It protects and enhances the environment	1,
It contributes to the beauty of the countryside	2,
It benefits society, through the production of safe food and standards ensuring respect for the environment and animal welfare (M)	3,
It contributes to the economy in rural areas	4,
It is part of our history and culture	5,
Other (SPONTANEOUS)	6,
None/ It is not important to maintain agriculture in all parts of the EU (SPONTANEOUS)	7,
DK	8,

EB72.5 QB9 TREND MODIFIED

QB7	There is great diversity in farming and food products in the 28 EU Member States. In your opinion, how important or not is this diversity?
-----	--

(READ OUT – ONE ANSWER ONLY)

Very important	1
Fairly important	2
Not very important	3
Not at all important	4
DK	5

NEW

QB8	The EU gives financial support to farmers to help them to stabilise their incomes. This aid represents around 1% of the combined public expenditure of the 28 Member States of the EU and almost 40% of the total EU budget. Do you think that this support is too low, about right or too high?
-----	--

(ONE ANSWER ONLY)

Too low	1
About right	2
Too high	3
DK	4

NEW

QB9	What do you think are the main reasons why the EU spends a significant proportion of its budget (almost 40% of the total EU budget) on the Common Agricultural Policy?

(SHOW CARD – READ OUT – MAX. 2 ANSWERS)

Agriculture is a sector financed almost entirely by the EU budget	1,
Financial aid to farmers makes it possible to guarantee the food supply of Europeans	2,
Agriculture requires heavy human and financial investments	3,
Financial aid to farmers makes it possible to ensure the production of food products while protecting the environment	4,
The production of food products in the EU is more expensive than in other countries, because of stricter standards	5,
Other (SPONTANEOUS)	6,
None, this proportion is not justifiable (SPONTANEOUS)	7,
DK	8,

NEW

QB10	To what extent do you agree or disagree with the following statement: the Common Agricultural Policy (CAP) benefits all European citizens and not only farmers.
------	---

(SHOW CARD – READ OUT – ONE ANSWER ONLY)

Totally agree	1
Tend to agree	2
Tend to disagree	3
Totally disagree	4
DK	5

NEW

QB11	Farmers are subject to climate and economic uncertainties and health hazards that sometimes threaten the survival of some farms. How important or not do you think it is to support vulnerable farms when they are faced with these difficulties?
------	---

(READ OUT – ONE ANSWER ONLY)

Very important	1
Fairly important	2
Not very important	3
Not at all important	4
DK	5

NEW

QB12	If you were looking for information on agriculture and on the EU's agricultural and rural development policy, which of the following sources would you prefer to use?

(SHOW CARD – READ OUT – MAX. 3 ANSWERS)

Television	1,
Radio	2,
The Internet	3,
Social media (N)	4,
Daily newspapers and news magazines	5,
Specialist magazines	6,
Agricultural fairs	7,
Other (SPONTANEOUS) (M)	8,
Would not look for this kind of information (SPONTANEOUS) (M)	9,
DK	10,

NEW (BASED ON EB68.2 QE14)

READ OUT: Now let's talk about milk and dairy products. The EU is proposing to introduce compulsory labelling on place of origin for milk and the milk used as an ingredient in dairy products, such as yoghurts and cheese.

QB13	Do you think is it necessary or not to be able to identify the place of origin of milk, either sold as it is or as an ingredient in dairy products?
------	---

(READ OUT – ONE ANSWER ONLY)

Totally necessary	1
Somewhat necessary	2
Not really necessary	3
Not at all necessary	4
DK	5

NEW

ASK QB14 and QB15 IF "NECESSARY", CODE 1 OR 2 IN QB13 – OTHERS GO TO QB16

QB14	Do you think is it necessary to know...?
------	--

(READ OUT – MULTIPLE ANSWERS POSSIBLE)

Where the milking took place (where the milking was done)	1,
Where the milk was transformed into dairy products	2,
Other (SPONTANEOUS)	3,
DK	4,

NEW

QB15	What precise level of detail seems to you necessary regarding the place of origin of the milk?

(READ OUT – MULTIPLE ANSWERS POSSIBLE)

Whether it comes from the EU or from outside	1,
The country of origin	2,
The region of origin	3,
Other (SPONTANEOUS)	4,
DK	5,

NEW

ASK ALL

READ OUT: There are already rules on compulsory labelling on place of origin in the EU for some types of unprocessed prepacked meat, such as beef, poultry, pork, lamb/mutton and goat. The EU is planning to extend this compulsory labelling on place of origin to other types of meat, such as rabbit and game.

QB16	In your opinion, is it necessary or not to be able to identify the place of origin of these other types of meat?
------	--

(READ OUT – ONE ANSWER ONLY)

Totally necessary	1
Somewhat necessary	2
Not really necessary	3
Not at all necessary	4
DK	5

NEW

ASK QB17 AND QB18 IF "NECESSARY", CODE 1 OR 2 IN QB16 – OTHERS GO TO QB19

QB17	Do you think is it necessary to know...?
------	--

(READ OUT – MULTIPLE ANSWERS POSSIBLE)

Where the animal was born	1,
Where the animal was raised	2,
Where the animal was slaughtered	3,
Other (SPONTANEOUS)	4,
DK	5,

NEW

QB18	What precise level of detail seems to you necessary regarding the place of origin for these other types of meat?

(READ OUT – MULTIPLE ANSWERS POSSIBLE)

Whether it comes from the EU or from outside	1,
The country of origin	2,
The region of origin	3,
Other (SPONTANEOUS)	4,
DK	5,

NEW

ASK ALL

QB19	Would you be prepared to pay a little more (between 1 and 2% more) to see this information on place of origin appear on the labels of milk and dairy products as well as on other types of meat?
------	--

(ONE ANSWER ONLY)

Yes	1
No	2
DK	3

NEW

QB20	When you buy ..., which is the most important factor for you?
------	---

(SHOW CARD WITH SCALE – ONE ANSWER PER LINE)

	(READ OUT)	Quality	Price	Where the product came from (geographic origin)	The brand	Other (SPONTANEOUS)	Not applicable (SPONTANEOUS)	DK

1	Milk or dairy products	1	2	3	4	5	6	7
2	Other types of meat	1	2	3	4	5	6	7

NEW

--

QB21	Which of the logos on this card are you aware of?
------	---

(SHOW CARD WITH LOGOS – MULTIPLE ANSWERS POSSIBLE)
--

Organic farming	1,
Fairtrade	2,
Protected designation of origin	3,
Protected geographical indication	4,
Traditional specialty guaranteed	5,
None (SPONTANEOUS)	6,
DK	7,






























EB77.2 QD5

TABLES

QB1 Pensez-vous que, dans l'UE, l'agriculture et les zones rurales est un sujet ... pour notre futur ?

QB1 Do you think that, in the EU, agriculture and rural areas is a ... subject for our future?

QB1 Welche Bedeutung werden die Landwirtschaft und die ländlichen Gebiete in der EU Ihrer Ansicht nach für unsere Zukunft haben?

		Très important		Assez important		Pas très important		Pas du tout important		NSP		Total 'Important'		Total 'Pas important'	
		Very important		Fairly important		Not very important		Not at all important		DK		Total 'Important'		Total 'Not important'	
		Sehr wichtig		Ziemlich wichtig		Nicht sehr wichtig		Überhaupt nicht wichtig		WN		Gesamt 'Wichtig'		Gesamt 'Nicht wichtig'	
		EB 80.2	Diff. EB 72.5	EB 80.2	Diff. EB 72.5	EB 80.2	Diff. EB 72.5	EB 80.2	Diff. EB 72.5	EB 80.2	Diff. EB 72.5	EB 80.2	Diff. EB 72.5	EB 80.2	Diff. EB 72.5
%															
	EU 28	53	7	39	-5	5	-1	1	0	2	-1	92	2	6	-1
	BE	44	-8	47	7	8	2	1	0	0	-1	91	-1	9	2
	BG	67	22	29	-14	2	-3	0	-2	2	-3	96	8	2	-5
	CZ	60	11	32	-11	6	1	1	-1	1	0	92	0	7	0
	DK	52	5	40	-7	6	2	0	-1	2	1	92	-2	6	1
	DE	50	3	42	-4	6	2	1	0	1	-1	92	-1	7	2
	EE	61	9	34	-9	4	0	1	1	0	-1	95	0	5	1
	IE	63	15	28	-10	2	-2	1	0	6	-3	91	5	3	-2
	EL	59	-9	38	10	3	1	0	-2	0	0	97	1	3	-1
	ES	58	6	36	-4	4	0	1	0	1	-2	94	2	5	0
	FR	59	12	36	-10	3	-1	1	0	1	-1	95	2	4	-1
	IT	49	6	43	-2	5	-2	1	0	2	-2	92	4	6	-2
	CY	76	11	21	-8	2	-1	0	0	1	-2	97	3	2	-1
	LV	61	7	33	-4	4	-2	1	0	1	-1	94	3	5	-2
	LT	62	28	33	-18	3	-3	1	-2	1	-5	95	10	4	-5
	LU	54	10	40	-7	5	-2	0	-1	1	0	94	3	5	-3
	HR	52	NA	39	NA	7	NA	1	NA	1	NA	91	NA	8	NA
	HU	51	-1	43	3	5	0	0	0	1	-2	94	2	5	0
	MT	70	3	26	1	2	-1	0	-2	2	-1	96	4	2	-3
	NL	41	0	46	-4	11	5	1	0	1	-1	87	-4	12	5
	AT	59	11	37	-7	3	-3	0	-1	1	0	96	4	3	-4
	PL	43	5	47	-3	6	1	1	0	3	-3	90	2	7	1
	PT	54	12	43	-10	2	0	0	-1	1	-1	97	2	2	-1
	RO	59	2	33	1	4	0	1	-1	3	-2	92	3	5	-1
	SI	68	8	27	-8	3	-1	1	1	1	0	95	0	4	0
	SK	63	15	33	-7	3	-5	0	-2	1	-1	96	8	3	-7
	FI	65	14	33	-8	1	-5	0	-1	1	0	98	6	1	-6
	SE	57	4	34	-5	6	0	1	0	2	1	91	-1	7	0
	UK	49	10	39	-2	5	-6	1	-2	6	0	88	8	6	-8

QB2.1 Veuillez me dire pour chacune des propositions suivantes sur l'agriculture si vous pensez qu'elle est vraie ou fausse.






























Les Etats-Unis produisent plus de produits agricoles que l'UE

QB2.1 Please tell me for each of the following sentences related to agriculture, whether you think that it is true or false.

The United States produces more agricultural products than the EU

QB2.1 Bitte sagen Sie mir für jede der folgenden Aussagen zur Landwirtschaft, ob Sie sie für richtig oder falsch halten.

Die Vereinigten Staaten produzieren mehr landwirtschaftliche Erzeugnisse als die EU

		Vraie		Fausse		NSP	
		True		False		DK	
		Richtig		Falsch		WN	
%		EB 80.2	Diff. EB 72.5	EB 80.2	Diff. EB 72.5	EB 80.2	Diff. EB 72.5
	EU 28	46	5	27	-2	27	-3
	BE	64	1	28	3	8	-4
	BG	41	14	15	2	44	-16
	CZ	55	6	33	-1	12	-5
	DK	51	6	34	-6	15	0
	DE	46	6	24	-3	30	-3
	EE	44	4	29	-1	27	-3
	IE	42	0	27	3	31	-3
	EL	49	1	31	-4	20	3
	ES	37	-3	29	2	34	1
	FR	47	2	32	-1	21	-1
	IT	45	9	23	-2	32	-7
	CY	32	-5	26	3	42	2
	LV	36	-2	34	6	30	-4
	LT	35	8	35	2	30	-10
	LU	59	6	21	-2	20	-4
	HR	54	NA	22	NA	24	NA
	HU	52	0	27	2	21	-2
	MT	38	11	23	-1	39	-10
	NL	48	0	26	-9	26	9
	AT	55	1	24	3	21	-4
	PL	37	4	36	-2	27	-2
	PT	33	-6	26	7	41	-1
	RO	30	0	24	8	46	-8
	SI	59	8	18	-8	23	0
	SK	57	9	26	-10	17	1
	FI	65	10	21	-6	14	-4
	SE	63	8	26	-6	11	-2
	UK	50	5	29	1	21	-6

QB2.2 Veuillez me dire pour chacune des propositions suivantes sur l'agriculture si vous pensez qu'elle est vraie ou fausse.






























Dans l'UE, en moyenne, les revenus dans le secteur agricole sont inférieurs aux revenus dans d'autres secteurs économiques

QB2.2 Please tell me for each of the following sentences related to agriculture, whether you think that it is true or false.

In the EU, on average, incomes in the agricultural sector are lower than incomes in other sectors of the economy

QB2.2 Bitte sagen Sie mir für jede der folgenden Aussagen zur Landwirtschaft, ob Sie sie für richtig oder falsch halten.

In der EU sind die durchschnittlichen Einkommen im Agrarbereich niedriger als in anderen Wirtschaftsbereichen

		Vraie		Fausse		NSP	
		True		False		DK	
		Richtig		Falsch		WN	
%		EB 80.2	Diff. EB 72.5	EB 80.2	Diff. EB 72.5	EB 80.2	Diff. EB 72.5
	EU 28	61	2	17	1	22	-3
	BE	74	4	21	0	5	-4
	BG	50	10	8	2	42	-12
	CZ	74	1	16	0	10	-1
	DK	54	1	33	0	13	-1
	DE	63	2	16	-1	21	-1
	EE	61	2	21	5	18	-7
	IE	55	2	19	6	26	-8
	EL	60	-8	24	4	16	4
	ES	62	-5	12	5	26	0
	FR	73	5	15	0	12	-5
	IT	47	2	19	1	34	-3
	CY	58	6	9	2	33	-8
	LV	55	4	21	3	24	-7
	LT	56	11	20	3	24	-14
	LU	69	3	16	0	15	-3
	HR	53	NA	22	NA	25	NA
	HU	65	-7	21	8	14	-1
	MT	44	7	11	-1	45	-6
	NL	67	-8	19	4	14	4
	AT	65	1	21	4	14	-5
	PL	53	3	23	3	24	-6
	PT	67	18	9	-3	24	-15
	RO	44	3	15	3	41	-6
	SI	62	-5	15	2	23	3
	SK	80	4	10	-5	10	1
	FI	64	6	22	-2	14	-4
	SE	70	10	20	-8	10	-2
	UK	65	6	17	2	18	-8

QB2.3 Veuillez me dire pour chacune des propositions suivantes sur l'agriculture si vous pensez qu'elle est vraie ou fausse.






























Les agriculteurs représentent environ 10% de la population active de l'UE

QB2.3 Please tell me for each of the following sentences related to agriculture, whether you think that it is true or false.

Farmers represent around 10% of the working population in the EU

QB2.3 Bitte sagen Sie mir für jede der folgenden Aussagen zur Landwirtschaft, ob Sie sie für richtig oder falsch halten.

Landwirte machen etwa 10% der erwerbstätigen Bevölkerung der EU aus.

		Vraie		Fausse		NSP	
		True		False		DK	
		Richtig		Falsch		WN	
		EB 80.2	Diff. EB 72.5	EB 80.2	Diff. EB 72.5	EB 80.2	Diff. EB 72.5
%							
	EU 28	46	2	26	0	28	-2
	BE	56	8	34	-4	10	-4
	BG	33	7	11	6	56	-13
	CZ	57	6	31	0	12	-6
	DK	56	3	32	0	12	-3
	DE	44	-1	28	4	28	-3
	EE	54	1	25	3	21	-4
	IE	53	13	20	-3	27	-10
	EL	52	-2	23	-9	25	11
	ES	41	-5	24	0	35	5
	FR	49	1	31	2	20	-3
	IT	41	4	19	-3	40	-1
	CY	44	1	11	1	45	-2
	LV	49	4	24	1	27	-5
	LT	46	2	27	9	27	-11
	LU	46	3	36	9	18	-12
	HR	45	NA	26	NA	29	NA
	HU	45	-2	28	4	27	-2
	MT	34	2	24	7	42	-9
	NL	41	-8	37	2	22	6
	AT	51	-1	26	5	23	-4
	PL	48	8	29	-2	23	-6
	PT	42	2	19	3	39	-5
	RO	28	1	17	4	55	-5
	SI	55	2	17	-8	28	6
	SK	59	2	22	-3	19	1
	FI	50	-2	37	5	13	-3
	SE	52	0	40	2	8	-2
	UK	52	6	27	1	21	-7

QB2R.1 Veuillez me dire pour chacune des propositions suivantes sur l'agriculture si vous pensez qu'elle est vraie ou fausse.






























Moyenne

QB2R.1 Please tell me for each of the following sentences related to agriculture, whether you think that it is true or false.

Average

QB2R.1 Bitte sagen Sie mir für jede der folgenden Aussagen zur Landwirtschaft, ob Sie sie für richtig oder falsch halten.






























Durchschnitt

		Moyenne des bonnes réponses	Moyenne des mauvaises réponses	NSP
		Average of correct answers	Average of wrong answers	DK
		Durchschnitt der richtigen Antworten	Durchschnittlich falsche Antworten	WN
		EB 80.2	EB 80.2	EB 80.2
	EU 28	38	36	26
	BE	45	47	8
	BG	25	27	48
	CZ	46	43	11
	DK	40	47	13
	DE	39	35	26
	EE	38	40	22
	IE	34	38	28
	EL	38	42	20
	ES	38	30	32
	FR	45	37	18
	IT	30	35	35
	CY	32	28	40
	LV	38	35	27
	LT	39	34	27
	LU	42	41	17
	HR	34	40	26
	HU	40	39	21
	MT	30	28	42
	NL	43	36	21
	AT	38	43	19
	PL	39	36	25
	PT	37	28	35
	RO	29	24	47
	SI	32	43	25
	SK	43	42	15
	FI	40	46	14
	SE	45	45	10
	UK	40	40	20

QB2R.2 Veuillez me dire pour chacune des propositions suivantes sur l'agriculture si vous pensez qu'elle est vraie ou fausse.

QB2R.2 Please tell me for each of the following sentences related to agriculture, whether you think that it is true or false.






























QB2R.2 Bitte sagen Sie mir für jede der folgenden Aussagen zur Landwirtschaft, ob Sie sie für richtig oder falsch halten.

		Au moins une bonne réponse	1 bonne réponse	2 bonnes réponses	3 bonnes réponses	Au moins une mauvaise réponse	Au moins une réponse NSP
		At least one correct answer	1 correct answer	2 correct answers	3 correct answers	At least one wrong answer	At least one answer DK
		Mindestens ein richtige Antwort	1 richtige Antwort	2 richtige Antworten	3 richtige Antworten	Mindestens ein falsche Ant	Mindestens ein Antwort WN
		EB 80.2	EB 80.2	EB 80.2	EB 80.2	EB 80.2	EB 80.2
%							
	EU 28	77	44	27	6	72	43
	BE	88	46	33	8	87	16
	BG	59	44	12	2	56	68
	CZ	88	46	33	9	83	20
	DK	78	42	29	6	85	25
	DE	79	47	27	5	72	49
	EE	76	43	27	6	75	38
	IE	68	40	22	6	72	43
	EL	78	47	26	5	77	35
	ES	76	45	24	7	62	52
	FR	85	43	34	8	76	36
	IT	65	43	19	3	69	52
	CY	70	48	19	3	60	66
	LV	74	42	26	6	72	46
	LT	76	42	26	8	67	44
	LU	81	43	31	7	82	37
	HR	72	47	20	5	75	45
	HU	82	50	26	6	76	37
	MT	60	33	24	3	60	65
	NL	83	44	31	7	74	41
	AT	80	50	25	5	81	36
	PL	77	41	30	6	71	41
	PT	77	47	24	6	60	55
	RO	58	34	20	4	51	67
	SI	74	52	19	2	81	45
	SK	89	56	28	5	81	28
	FI	81	47	27	7	84	24
	SE	85	41	36	7	84	19
	UK	79	44	28	7	78	38

QB3 La politique agricole commune (PAC) est la politique agricole de l'UE. Avez-vous déjà entendu parler du soutien que l'UE accorde aux agriculteurs dans le cadre de sa politique agricole commune (PAC) ?

QB3 The Common Agricultural Policy (CAP) is the EU's agricultural policy. Have you ever heard about the support that the EU gives farmers through its Common Agricultural Policy (CAP)?

QB3 Haben Sie schon einmal etwas von der Unterstützung gehört, die die EU Landwirten im Rahmen ihrer Gemeinsamen Agrarpolitik (GAP) bietet?

		Oui, et vous en connaissez les détails	Oui, mais vous n'en connaissez pas vraiment les détails	Non, vous n'en avez jamais entendu parler	NSP	Total 'Oui'
		Yes, and you know the details	Yes, but you don't really know the details	No, have never heard of it before	DK	Total 'Yes'
%		Ja, und Sie kennen die Einzelheiten	Ja, aber Sie kennen die Einzelheiten nicht genau	Nein, Sie haben noch nie etwas davon gehört	WN	Gesamt 'Ja'
		EB 80.2	EB 80.2	EB 80.2	EB 80.2	EB 80.2
	EU 28	8	56	34	2	64
	BE	5	56	39	0	61
	BG	7	69	22	2	76
	CZ	4	59	36	1	63
	DK	10	77	13	0	87
	DE	9	62	27	2	71
	EE	7	69	23	1	76
	IE	13	49	34	4	62
	EL	7	50	42	1	57
	ES	5	49	45	1	54
	FR	7	67	26	0	74
	IT	6	40	50	4	46
	CY	11	53	35	1	64
	LV	11	66	21	2	77
	LT	15	75	9	1	90
	LU	11	56	32	1	67
	HR	6	55	36	3	61
	HU	6	64	29	1	70
	MT	5	55	37	3	60
	NL	8	66	26	0	74
	AT	8	64	27	1	72
	PL	15	65	18	2	80
	PT	8	55	36	1	63
	RO	13	45	36	6	58
	SI	14	66	19	1	80
	SK	3	66	29	2	69
	FI	11	67	21	1	78
	SE	9	76	14	1	85
	UK	11	40	48	1	51

QB4.1 Pour chacun de ces éléments de la politique agricole commune (PAC), veuillez me dire si vous pensez que c'est une très bonne chose, une chose plutôt bonne, une chose plutôt mauvaise ou une très mauvaise chose.





























Garantir l'approvisionnement des Européens en produits alimentaires

QB4.1 For each of these aspects of the Common Agricultural Policy (CAP), please tell me if you think it is a very good thing, a fairly good thing, a fairly bad thing or a very bad thing?

Guaranteeing the food supply for Europeans

QB4.1 Bitte sagen Sie mir für jeden dieser Aspekte der Gemeinsamen Agrarpolitik (GAP) der EU, ob Sie ihn für eine sehr gute Sache, eine ziemlich gute Sache, eine ziemlich schlechte Sache oder für eine sehr schlechte Sache halten:

Sicherstellung der Nahrungsmittelversorgung der Europäer

		Une très bonne chose	Une chose plutôt bonne	Une chose plutôt mauvaise	Une très mauvaise chose	Une chose ni bonne, ni mauvaise (SPONTANE)	NSP
		A very good thing	A fairly good thing	A fairly bad thing	A very bad thing	Neither good nor bad thing (SPONTANEOUS)	DK
		Eine sehr gute Sache	Eine ziemlich gute Sache	Eine ziemlich schlechte Sache	Eine sehr schlechte Sache	Weder eine gute noch eine schlechte Sache (SPONTAN)	WN
%		EB 80.2	EB 80.2	EB 80.2	EB 80.2	EB 80.2	EB 80.2
	EU 28	57	36	2	1	2	2
	BE	57	39	3	0	1	0
	BG	62	32	1	0	1	4
	CZ	61	34	2	0	3	0
	DK	52	40	5	1	0	2
	DE	64	32	2	0	1	1
	EE	42	45	5	1	3	4
	IE	69	22	2	0	7	0
	EL	57	39	0	0	2	2
	ES	68	29	1	0	1	1
	FR	54	41	1	1	1	2
	IT	52	38	4	2	2	2
	CY	59	36	1	0	1	3
	LV	47	44	2	1	3	3
	LT	47	45	2	0	1	5
	LU	52	42	3	0	0	3
	HR	29	43	12	4	1	11
	HU	58	37	4	0	1	0
	MT	67	28	2	0	0	3
	NL	56	37	3	1	2	1
	AT	64	31	1	0	3	1
	PL	46	47	3	1	1	2
	PT	66	30	2	0	1	1
	RO	36	47	4	1	4	8
	SI	64	29	4	1	1	1
	SK	58	37	2	0	2	1
	FI	73	26	1	0	0	0
	SE	56	34	6	1	1	2
	UK	58	33	2	1	2	4

QB4.1 Pour chacun de ces éléments de la politique agricole commune (PAC), veuillez me dire si vous pensez que c'est une très bonne chose, une chose plutôt bonne, une chose plutôt mauvaise ou une très mauvaise chose.






























Garantir l'approvisionnement des Européens en produits alimentaires

QB4.1 For each of these aspects of the Common Agricultural Policy (CAP), please tell me if you think it is a very good thing, a fairly good thing, a fairly bad thing or a very bad thing?

Guaranteeing the food supply for Europeans

QB4.1 Bitte sagen Sie mir für jeden dieser Aspekte der Gemeinsamen Agrarpolitik (GAP) der EU, ob Sie ihn für eine sehr gute Sache, eine ziemlich gute Sache, eine ziemlich schlechte Sache oder für eine sehr schlechte Sache halten:

Sicherstellung der Nahrungsmittelversorgung der Europäer

		Total 'Une bonne chose'	Total 'Une mauvaise chose'
		Total 'A good thing'	Total 'A bad thing'
		Total 'Une bonne chose'	Gesamt 'Eine schlechte Sache'
		EB 80.2	EB 80.2
	EU 28	93	3
	BE	96	3
	BG	94	1
	CZ	95	2
	DK	92	6
	DE	96	2
	EE	87	6
	IE	91	2
	EL	96	0
	ES	97	1
	FR	95	2
	IT	90	6
	CY	95	1
	LV	91	3
	LT	92	2
	LU	94	3
	HR	72	16
	HU	95	4
	MT	95	2
	NL	93	4
	AT	95	1
	PL	93	4
	PT	96	2
	RO	83	5
	SI	93	5
	SK	95	2
	FI	99	1
	SE	90	7
	UK	91	3

QB4.2 Pour chacun de ces éléments de la politique agricole commune (PAC), veuillez me dire si vous pensez que c'est une très bonne chose, une chose plutôt bonne, une chose plutôt mauvaise ou une très mauvaise chose.






























Développer les zones rurales dans l'UE de manière équilibrée

QB4.2 For each of these aspects of the Common Agricultural Policy (CAP), please tell me if you think it is a very good thing, a fairly good thing, a fairly bad thing or a very bad thing?

Developing rural areas in the EU in a balanced way

QB4.2 Bitte sagen Sie mir für jeden dieser Aspekte der Gemeinsamen Agrarpolitik (GAP) der EU, ob Sie ihn für eine sehr gute Sache, eine ziemlich gute Sache, eine ziemlich schlechte Sache oder für eine sehr schlechte Sache halten:

Ausgeglichene Entwicklung ländlicher Gebiete der EU

	%	Une très bonne chose	Une chose plutôt bonne	Une chose plutôt mauvaise	Une très mauvaise chose	Une chose ni bonne, ni mauvaise (SPONTANÉ)	NSP
		A very good thing	A fairly good thing	A fairly bad thing	A very bad thing	Neither good nor bad thing (SPONTANEOUS)	DK
		Eine sehr gute Sache	Eine ziemlich gute Sache	Eine ziemlich schlechte Sache	Eine sehr schlechte Sache	Weder eine gute noch eine schlechte Sache (SPONTAN)	WN
		EB 80.2	EB 80.2	EB 80.2	EB 80.2	EB 80.2	EB 80.2
 EU 28		46	42	5	1	2	4
 BE		38	52	5	0	3	2
 BG		65	30	1	0	1	3
 CZ		49	41	5	1	3	1
 DK		42	42	9	2	1	4
 DE		29	42	12	4	6	7
 EE		37	41	11	2	3	6
 IE		66	24	2	1	7	0
 FI		55	41	1	0	2	1
 ES		65	31	1	0	1	2
 FR		43	50	2	1	1	3
 IT		51	39	5	1	2	2
 CY		67	30	1	0	0	2
 LV		51	40	3	1	2	3
 LT		38	46	3	1	2	10
 LU		39	47	7	1	2	4
 HR		24	39	16	6	2	13
 HU		54	40	3	1	1	1
 MT		59	33	2	0	0	6
 NL		41	49	4	1	2	3
 AT		41	49	3	0	5	2
 PL		35	55	4	1	1	4
 PT		62	33	2	0	1	2
 RO		41	45	4	1	2	7
 SI		57	31	6	2	1	3
 SK		55	38	3	1	2	1
 FI		52	44	2	1	0	1
 SE		57	33	5	1	1	3
 UK		48	39	3	2	2	6

QB4.2 Pour chacun de ces éléments de la politique agricole commune (PAC), veuillez me dire si vous pensez que c'est une très bonne chose, une chose plutôt bonne, une chose plutôt mauvaise ou une très mauvaise chose.






























Développer les zones rurales dans l'UE de manière équilibrée

QB4.2 For each of these aspects of the Common Agricultural Policy (CAP), please tell me if you think it is a very good thing, a fairly good thing, a fairly bad thing or a very bad thing?

Developing rural areas in the EU in a balanced way

QB4.2 Bitte sagen Sie mir für jeden dieser Aspekte der Gemeinsamen Agrarpolitik (GAP) der EU, ob Sie ihn für eine sehr gute Sache, eine ziemlich gute Sache, eine ziemlich schlechte Sache oder für eine sehr schlechte Sache halten:

Ausgeglichene Entwicklung ländlicher Gebiete der EU

		Total 'Une bonne chose'	Total 'Une mauvaise chose'
		Total 'A good thing'	Total 'A bad thing'
		Total 'Une bonne chose'	Gesamt 'Eine schlechte Sache'
		EB 80.2	EB 80.2
	EU 28	88	6
	BE	90	5
	BG	95	1
	CZ	90	6
	DK	84	11
	DE	71	16
	EE	78	13
	IE	90	3
	EL	96	1
	ES	96	1
	FR	93	3
	IT	90	6
	CY	97	1
	LV	91	4
	LT	84	4
	LU	86	8
	HR	63	22
	HU	94	4
	MT	92	2
	NL	90	5
	AT	90	3
	PL	90	5
	PT	95	2
	RO	86	5
	SI	88	8
	SK	93	4
	FI	96	3
	SE	90	6
	UK	87	5

QB4.3 Pour chacun de ces éléments de la politique agricole commune (PAC), veuillez me dire si vous pensez que c'est une très bonne chose, une chose plutôt bonne, une chose plutôt mauvaise ou une très mauvaise chose.




























Accorder les aides aux agriculteurs d'une manière plus équitable et plus ciblée

QB4.3 For each of these aspects of the Common Agricultural Policy (CAP), please tell me if you think it is a very good thing, a fairly good thing, a fairly bad thing or a very bad thing?

Giving support to farmers in a fairer and more targeted way

QB4.3 Bitte sagen Sie mir für jeden dieser Aspekte der Gemeinsamen Agrarpolitik (GAP) der EU, ob Sie ihn für eine sehr gute Sache, eine ziemlich gute Sache, eine ziemlich schlechte Sache oder für eine sehr schlechte Sache halten:

Gerechtere und gezieltere Verteilung landwirtschaftlicher Hilfen

		Une très bonne chose		Une chose plutôt bonne		Une chose plutôt mauvaise		Une très mauvaise chose		Une chose ni bonne, ni mauvaise (SPONTANE)		NSP	
		A very good thing		A fairly good thing		A fairly bad thing		A very bad thing		Neither good nor bad thing (SPONTANEOUS)		DK	
		Eine sehr gute Sache		Eine ziemlich gute Sache		Eine ziemlich schlechte Sache		Eine sehr schlechte Sache		Weder eine gute noch eine schlechte Sache (SPONTAN)		WN	
		EB 80.2	Diff. EB 72.5	EB 80.2	Diff. EB 72.5	EB 80.2	Diff. EB 72.5	EB 80.2	Diff. EB 72.5	EB 80.2	Diff. EB 72.5	EB 80.2	Diff. EB 72.5
%													
	EU 28	54	6	38	-2	3	-1	1	0	2	-1	2	-2
	BE	49	2	46	4	3	-3	0	-1	1	-2	1	0
	BG	71	1	24	0	1	0	1	1	0	-1	3	-1
	CZ	58	-2	36	-1	3	2	0	0	3	3	0	-2
	DK	40	-2	38	-8	11	7	5	4	1	-1	5	0
	DE	53	-4	40	4	2	0	0	-1	3	1	2	0
	EE	53	8	32	1	7	-4	2	0	2	-1	4	-4
	IE	62	11	27	-8	3	1	1	0	7	6	0	-10
	EL	60	-6	36	9	1	-2	0	-2	2	1	1	0
	ES	69	18	29	-10	1	-2	0	-1	0	-2	1	-3
	FR	54	11	39	-6	3	-2	1	-1	1	-1	2	-1
	IT	49	4	40	-3	6	1	1	-1	2	0	2	-1
	CY	74	-3	23	3	1	1	0	0	1	0	1	-1
	LV	62	0	34	1	1	-1	0	0	1	0	2	0
	LT	52	-6	42	8	1	-1	0	0	1	0	4	-1
	LU	44	7	48	-1	2	-4	1	0	2	0	3	-2
	HR	25	NA	36	NA	20	NA	5	NA	2	NA	12	NA
	HU	56	6	39	2	3	-3	0	-2	1	-1	1	-2
	MT	61	7	29	-5	2	1	0	0	0	0	8	-3
	NL	48	4	40	-3	6	-1	1	-1	3	2	2	-1
	AT	51	2	41	0	2	-2	0	-1	5	1	1	0
	PL	40	1	52	5	3	-1	1	0	1	-3	3	-2
	PT	61	11	34	-3	2	-4	0	-1	1	-1	2	-2
	RO	48	-4	41	10	3	-4	2	0	1	-1	5	-1
	SI	60	11	28	-3	6	-5	2	-1	1	-2	3	0
	SK	61	10	36	-8	1	-2	0	0	1	1	1	-1
	FI	60	10	34	-10	2	0	0	0	1	0	3	0
	SE	61	10	31	4	3	-8	1	-3	1	0	3	-3
	UK	56	19	35	-11	3	0	1	0	2	-2	3	-6

QB4.3 Pour chacun de ces éléments de la politique agricole commune (PAC), veuillez me dire si vous pensez que c'est une très bonne chose, une chose plutôt bonne, une chose plutôt mauvaise ou une très mauvaise chose.






























Accorder les aides aux agriculteurs d'une manière plus équitable et plus ciblée

QB4.3 For each of these aspects of the Common Agricultural Policy (CAP), please tell me if you think it is a very good thing, a fairly good thing, a fairly bad thing or a very bad thing?

Giving support to farmers in a fairer and more targeted way

QB4.3 Bitte sagen Sie mir für jeden dieser Aspekte der Gemeinsamen Agrarpolitik (GAP) der EU, ob Sie ihn für eine sehr gute Sache, eine ziemlich gute Sache, eine ziemlich schlechte Sache oder für eine sehr schlechte Sache halten:

Gerechtere und gezieltere Verteilung landwirtschaftlicher Hilfen

		Total 'Une bonne chose'	Total 'Une mauvaise chose'		
		Total 'A good thing'	Total 'A bad thing'		
		Total 'Une bonne chose'	Gesamt 'Eine schlechte Sache'		
%		EB 80.2	Diff. EB 72.5	EB 80.2	Diff. EB 72.5
	EU 28	92	4	4	-1
	BE	95	6	3	-4
	BG	95	1	2	1
	CZ	94	-3	3	2
	DK	78	-10	16	11
	DE	93	0	2	-1
	EE	85	9	9	-4
	IE	89	3	4	1
	EL	96	3	1	-4
	ES	98	8	1	-3
	FR	93	5	4	-3
	IT	89	1	7	0
	CY	97	0	1	1
	LV	96	1	1	-1
	LT	94	2	1	-1
	LU	92	6	3	-4
	HR	61	NA	25	NA
	HU	95	8	3	-5
	MT	90	2	2	1
	NL	88	1	7	-2
	AT	92	2	2	-3
	PL	92	6	4	-1
	PT	95	8	2	-5
	RO	89	6	5	-4
	SI	88	8	8	-6
	SK	97	2	1	-2
	FI	94	0	2	0
	SE	92	14	4	-11
	UK	91	8	4	0

QB4.4 Pour chacun de ces éléments de la politique agricole commune (PAC), veuillez me dire si vous pensez que c'est une très bonne chose, une chose plutôt bonne, une chose plutôt mauvaise ou une très mauvaise chose.





























Soutenir les jeunes agriculteurs

QB4.4 For each of these aspects of the Common Agricultural Policy (CAP), please tell me if you think it is a very good thing, a fairly good thing, a fairly bad thing or a very bad thing?

Supporting young farmers

QB4.4 Bitte sagen Sie mir für jeden dieser Aspekte der Gemeinsamen Agrarpolitik (GAP) der EU, ob Sie ihn für eine sehr gute Sache, eine ziemlich gute Sache, eine ziemlich schlechte Sache oder für eine sehr schlechte Sache halten:

Unterstützung junger Landwirte

		Une très bonne chose	Une chose plutôt bonne	Une chose plutôt mauvaise	Une très mauvaise chose	Une chose ni bonne, ni mauvaise (SPONTANE)	NSP
		A very good thing	A fairly good thing	A fairly bad thing	A very bad thing	Neither good nor bad thing (SPONTANEOUS)	DK
		Eine sehr gute Sache	Eine ziemlich gute Sache	Eine ziemlich schlechte Sache	Eine sehr schlechte Sache	Weder eine gute noch eine schlechte Sache (SPONTAN)	WN
%		EB 80.2	EB 80.2	EB 80.2	EB 80.2	EB 80.2	EB 80.2
	EU 28	62	32	3	1	1	1
	BE	57	39	3	0	1	0
	BG	76	21	1	0	0	2
	CZ	60	33	3	1	3	0
	DK	47	35	10	4	0	4
	DE	59	35	2	0	3	1
	EE	52	31	8	2	2	5
	IE	71	21	2	0	6	0
	EL	74	24	0	0	1	1
	ES	74	25	0	0	0	1
	FR	67	30	1	0	1	1
	IT	56	35	5	1	2	1
	CY	86	13	1	0	0	0
	LV	71	25	1	0	1	2
	LT	72	26	1	0	0	1
	LU	60	36	3	0	0	1
	HR	32	33	17	6	1	11
	HU	57	36	3	1	2	1
	MT	81	16	1	0	0	2
	NL	48	38	7	1	5	1
	AT	54	38	3	0	4	1
	PL	51	44	3	0	1	1
	PT	68	28	2	1	0	1
	RO	59	30	3	2	1	5
	SI	71	21	4	2	1	1
	SK	63	34	2	0	1	0
	FI	67	30	2	1	0	0
	SE	61	31	5	1	1	1
	UK	66	27	2	1	1	3

QB4.4 Pour chacun de ces éléments de la politique agricole commune (PAC), veuillez me dire si vous pensez que c'est une très bonne chose, une chose plutôt bonne, une chose plutôt mauvaise ou une très mauvaise chose.






























Soutenir les jeunes agriculteurs

QB4.4 For each of these aspects of the Common Agricultural Policy (CAP), please tell me if you think it is a very good thing, a fairly good thing, a fairly bad thing or a very bad thing?

Supporting young farmers

QB4.4 Bitte sagen Sie mir für jeden dieser Aspekte der Gemeinsamen Agrarpolitik (GAP) der EU, ob Sie ihn für eine sehr gute Sache, eine ziemlich gute Sache, eine ziemlich schlechte Sache oder für eine sehr schlechte Sache halten:

Unterstützung junger Landwirte

		Total 'Une bonne chose'	Total 'Une mauvaise chose'
		Total 'A good thing'	Total 'A bad thing'
		Total 'Une bonne chose'	Gesamt 'Eine schlechte Sache'
		EB 80.2	EB 80.2
	EU 28	94	4
	BE	96	3
	BG	97	1
	CZ	93	4
	DK	82	14
	DE	94	2
	EE	83	10
	IE	92	2
	EL	98	0
	ES	99	0
	FR	97	1
	IT	91	6
	CY	99	1
	LV	96	1
	LT	98	1
	LU	96	3
	HR	65	23
	HU	93	4
	MT	97	1
	NL	86	8
	AT	92	3
	PL	95	3
	PT	96	3
	RO	89	5
	SI	92	6
	SK	97	2
	FI	97	3
	SE	92	6
	UK	93	3

QB4.5 Pour chacun de ces éléments de la politique agricole commune (PAC), veuillez me dire si vous pensez que c'est une très bonne chose, une chose plutôt bonne, une chose plutôt mauvaise ou une très mauvaise chose.






























Lier l'aide financière aux agriculteurs au respect de pratiques agricoles bénéfiques pour l'environnement

QB4.5 For each of these aspects of the Common Agricultural Policy (CAP), please tell me if you think it is a very good thing, a fairly good thing, a fairly bad thing or a very bad thing?

Linking financial aid to farmers whose follow practices that benefit the environment

QB4.5 Bitte sagen Sie mir für jeden dieser Aspekte der Gemeinsamen Agrarpolitik (GAP) der EU, ob Sie ihn für eine sehr gute Sache, eine ziemlich gute Sache, eine ziemlich schlechte Sache oder für eine sehr schlechte Sache halten:

Finanzielle Unterstützung für Landwirte davon abhängig machen, ob umweltgerechte Praktiken befolgt werden

		Une très bonne chose		Une chose plutôt bonne		Une chose plutôt mauvaise		Une très mauvaise chose		Une chose ni bonne, ni mauvaise (SPONTANE)		NSP	
		A very good thing		A fairly good thing		A fairly bad thing		A very bad thing		Neither good nor bad thing (SPONTANEOUS)		DK	
		Eine sehr gute Sache		Eine ziemlich gute Sache		Eine ziemlich schlechte Sache		Eine sehr schlechte Sache		Weder eine gute noch eine schlechte Sache (SPONTAN)		WN	
		EB 80.2	Diff. EB 72.5	EB 80.2	Diff. EB 72.5	EB 80.2	Diff. EB 72.5	EB 80.2	Diff. EB 72.5	EB 80.2	Diff. EB 72.5	EB 80.2	Diff. EB 72.5
%													
	EU 28	52	3	39	1	4	0	1	0	2	-1	2	-3
	BE	49	-6	44	7	4	-1	1	0	2	0	0	0
	BG	64	-6	28	4	1	0	0	0	2	2	5	0
	CZ	60	2	34	-5	3	1	1	1	2	2	0	-1
	DK	57	-4	31	-2	6	4	3	2	1	1	2	-1
	DE	51	-11	41	9	3	0	1	0	3	2	1	0
	EE	44	5	41	4	6	-4	1	0	3	-1	5	-4
	IE	65	17	25	-11	2	0	1	0	7	6	0	-12
	EL	53	-11	42	11	1	-2	0	0	2	1	2	1
	ES	65	15	31	-7	1	-1	0	-1	1	-2	2	-4
	FR	54	6	38	-5	3	0	1	0	1	0	3	-1
	IT	48	4	40	-1	6	2	1	-1	2	-1	3	-3
	CY	78	-2	18	1	2	2	0	0	0	-1	2	0
	LV	50	2	43	0	2	-1	1	0	1	-2	3	1
	LT	47	2	46	2	1	-2	0	0	1	-1	5	-1
	LU	50	5	41	-3	4	0	0	-1	1	-1	4	0
	HR	30	NA	39	NA	14	NA	4	NA	1	NA	12	NA
	HU	50	1	42	1	4	0	1	1	2	-1	1	-2
	MT	70	18	24	-10	1	0	0	0	0	-1	5	-7
	NL	29	-23	46	11	16	8	4	2	5	4	0	-2
	AT	49	3	40	-4	5	3	1	0	4	-2	1	0
	PL	38	7	54	6	3	-4	0	-1	2	-5	3	-3
	PT	59	12	36	-2	2	-5	0	0	0	-2	3	-3
	RO	52	10	36	0	3	-4	2	-1	1	-1	6	-4
	SI	60	12	29	-8	5	-5	2	1	1	-2	3	2
	SK	52	1	44	-1	1	-1	0	0	2	1	1	0
	FI	54	5	41	-1	2	-2	1	0	1	-1	1	-1
	SE	73	10	23	3	2	-8	1	-2	0	0	1	-3
	UK	56	15	35	-6	3	-1	1	-1	1	-2	4	-5

QB4.5 Pour chacun de ces éléments de la politique agricole commune (PAC), veuillez me dire si vous pensez que c'est une très bonne chose, une chose plutôt bonne, une chose plutôt mauvaise ou une très mauvaise chose.






























Lier l'aide financière aux agriculteurs au respect de pratiques agricoles bénéfiques pour l'environnement

QB4.5 For each of these aspects of the Common Agricultural Policy (CAP), please tell me if you think it is a very good thing, a fairly good thing, a fairly bad thing or a very bad thing?

Linking financial aid to farmers whose follow practices that benefit the environment

QB4.5 Bitte sagen Sie mir für jeden dieser Aspekte der Gemeinsamen Agrarpolitik (GAP) der EU, ob Sie ihn für eine sehr gute Sache, eine ziemlich gute Sache, eine ziemlich schlechte Sache oder für eine sehr schlechte Sache halten:






























Finanzielle Unterstützung für Landwirte davon abhängig machen, ob umweltgerechte Praktiken befolgt werden

	%	Total 'Une bonne chose'		Total 'Une mauvaise chose'	
		Total 'A good thing'		Total 'A bad thing'	
		Total 'Une bonne chose'		Gesamt 'Eine schlechte Sache'	
		EB 80.2	Diff. EB 72.5	EB 80.2	Diff. EB 72.5
 EU 28		91	<i>4</i>	5	<i>0</i>
 BE		93	<i>1</i>	5	<i>-1</i>
 BG		92	<i>-2</i>	1	<i>0</i>
 CZ		94	<i>-3</i>	4	<i>2</i>
 DK		88	<i>-6</i>	9	<i>6</i>
 DE		92	<i>-2</i>	4	<i>0</i>
 EE		85	<i>9</i>	7	<i>-4</i>
 IE		90	<i>6</i>	3	<i>0</i>
 EL		95	<i>0</i>	1	<i>-2</i>
 ES		96	<i>8</i>	1	<i>-2</i>
 FR		92	<i>1</i>	4	<i>0</i>
 IT		88	<i>3</i>	7	<i>1</i>
 CY		96	<i>-1</i>	2	<i>2</i>
 LV		93	<i>2</i>	3	<i>-1</i>
 LT		93	<i>4</i>	1	<i>-2</i>
 LU		91	<i>2</i>	4	<i>-1</i>
 HR		69	<i>NA</i>	18	<i>NA</i>
 HU		92	<i>2</i>	5	<i>1</i>
 MT		94	<i>8</i>	1	<i>0</i>
 NL		75	<i>-12</i>	20	<i>10</i>
 AT		89	<i>-1</i>	6	<i>3</i>
 PL		92	<i>13</i>	3	<i>-5</i>
 PT		95	<i>10</i>	2	<i>-5</i>
 RO		88	<i>10</i>	5	<i>-5</i>
 SI		89	<i>4</i>	7	<i>-4</i>
 SK		96	<i>0</i>	1	<i>-1</i>
 FI		95	<i>4</i>	3	<i>-2</i>
 SE		96	<i>13</i>	3	<i>-10</i>
 UK		91	<i>9</i>	4	<i>-2</i>

QB5 D'après vous, quelles devraient être les deux responsabilités principales des agriculteurs dans notre société ?
(ROTATION – MAX. 2 REPONSES)

QB5 What do you think should be the two main responsibilities of farmers in our society?
(ROTATE – MAX. 2 ANSWERS)






























QB5 Was sollten Ihrer Ansicht nach die beiden wichtigsten Aufgaben von Landwirten in unserer Gesellschaft sein?
(ROTIEREN - MAX. 2 NENNUNGEN)

		Protéger l'environnement	Maintenir l'activité économique et l'emploi dans les zones rurales	Assurer l'autosuffisance alimentaire de l'UE	Offrir à la population une diversité de produits de qualité
		Protecting the environment	Maintaining economic activity and employment in rural areas	Ensuring the EU's food self-sufficiency	Supplying the population with a diversity of quality products
%		Die Umwelt schützen	Wirtschaftliche Aktivitäten und Beschäftigung in ländlichen Gebieten aufrechterhalten	Eigenständige Sicherstellung des Nahrungsmittelversorgung in der EU	Die Bevölkerung mit einer Vielfalt hochwertiger Produkte versorgen
		EB 80.2	EB 80.2	EB 80.2	EB 80.2
	EU 28	32	36	29	38
	BE	34	31	39	42
	BG	25	49	26	53
	CZ	18	41	41	36
	DK	55	33	25	27
	DE	35	25	37	42
	EE	24	52	17	33
	IE	36	38	38	29
	EL	34	40	24	42
	ES	25	49	23	38
	FR	46	42	26	37
	IT	31	43	23	27
	CY	48	32	21	47
	LV	27	54	14	44
	LT	22	46	17	47
	LU	46	26	32	36
	HR	18	44	26	49
	HU	22	43	20	44
	MT	52	22	26	45
	NL	24	28	37	41
	AT	24	36	47	41
	PL	24	29	31	41
	PT	22	47	30	44
	RO	42	33	13	42
	SI	29	25	50	38
	SK	16	42	35	50
	FI	19	39	34	44
	SE	42	29	22	38
	UK	32	28	31	30

QB5 D'après vous, quelles devraient être les deux responsabilités principales des agriculteurs dans notre société ?
(ROTATION – MAX. 2 REPONSES)

QB5 What do you think should be the two main responsibilities of farmers in our society?
(ROTATE – MAX. 2 ANSWERS)






























QB5 Was sollten Ihrer Ansicht nach die beiden wichtigsten Aufgaben von Landwirten in unserer Gesellschaft sein?
(ROTIEREN - MAX. 2 NENNUNGEN)

		Assurer le bien-être des animaux d'élevage	Favoriser et améliorer la vie dans les campagnes	Autre (SPONTANE)	NSP
		Ensuring the welfare of farmed animals	Favouring and improving life in the countryside	Other (SPONTANEOUS)	DK
%		Gewährleistung des Wohlergehens von Nutztieren	Das Leben auf dem Land fördern und verbessern	Sonstige (SPONTAN)	WN
		EB 80.2	EB 80.2	EB 80.2	EB 80.2
	EU 28	27	21	0	1
	BE	19	18	1	0
	BG	8	23	0	2
	CZ	26	24	0	0
	DK	48	8	1	0
	DE	29	20	1	0
	EE	13	45	1	2
	IE	33	12	0	2
	EL	26	24	0	0
	ES	14	30	0	1
	FR	27	16	0	1
	IT	28	17	0	2
	CY	25	17	0	0
	LV	9	33	0	1
	LT	14	30	0	2
	LU	32	10	0	1
	HR	14	29	1	0
	HU	12	38	0	0
	MT	28	14	1	1
	NL	46	16	0	0
	AT	24	19	1	0
	PL	17	26	0	3
	PT	18	20	0	1
	RO	17	32	1	2
	SI	14	27	1	0
	SK	20	25	0	0
	FI	35	19	1	1
	SE	49	14	0	0
	UK	45	18	1	3

QB6 Parmi la liste suivante, quelles sont, d'après vous, les principales raisons pour maintenir l'agriculture partout dans l'UE ? (ROTATION – MAX. 2 REPONSES)

QB6 Which of the following do you think are the most important reasons for maintaining agriculture in all parts of the EU? (ROTATE – MAX. 2 ANSWERS)






























QB6 Welche der folgenden sind Ihrer Ansicht nach die wichtigsten Gründe für den Erhalt der Landwirtschaft in allen Teilen der Europäischen Union? (ROTIEREN - MAX. 2 NENNUNGEN)

		Cela protège et améliore l'environnement		Cela contribue à la beauté des campagnes		Cela bénéficie à la société, à travers la production d'aliments sûrs et de normes assurant le respect de l'environnement et du bien-être animal		Cela contribue à l'économie dans les zones rurales	
		It protects and enhances the environment		It contributes to the beauty of the countryside		It benefits society, through the production of safe food and standards ensuring respect for the environment and animal welfare		It contributes to the economy in rural areas	
		Landwirtschaft schützt und pflegt die Umwelt		Landwirtschaft trägt zur Schönheit der Landschaft bei		Landwirtschaft nutzt der Gesellschaft durch die Produktion sicherer Lebensmittel und die Einhaltung von Umweltschutz- und Tierhaltungsstandards		Landwirtschaft ist ein wichtiger Wirtschaftsfaktor in ländlichen Gebieten	
		EB 80.2	Diff. EB 72.5	EB 80.2	Diff. EB 72.5	EB 80.2	Diff. EB 72.5	EB 80.2	Diff. EB 72.5
	EU 28	29	-1	12	-2	59	3	53	6
	BE	31	-2	13	-4	57	2	53	9
	BG	28	3	8	3	63	-1	66	-1
	CZ	26	-4	15	3	62	-1	56	1
	DK	26	-4	8	-8	76	8	51	16
	DE	27	1	9	0	62	-1	57	2
	EE	23	-2	9	-2	51	12	64	0
	IE	26	-1	14	-6	67	6	56	7
	EL	28	-4	14	-4	61	11	70	6
	ES	26	-13	7	-7	64	11	59	13
	FR	33	-3	8	-4	58	9	56	6
	IT	34	-3	17	0	58	7	40	8
	CY	35	-5	12	-17	65	6	63	14
	LV	24	4	14	3	51	0	60	0
	LT	24	-1	12	-2	59	12	50	2
	LU	36	2	10	-4	65	7	45	8
	HR	24	NA	13	NA	56	NA	54	NA
	HU	23	1	15	3	62	-3	59	5
	MT	58	7	17	-7	57	-8	30	9
	NL	23	1	12	-5	70	1	59	12
	AT	39	-3	15	-4	63	12	51	-4
	PL	27	5	16	0	49	-2	44	6
	PT	29	-3	12	-9	57	10	57	9
	RO	35	5	11	-6	52	4	56	-1
	SI	30	-3	8	-10	72	0	44	13
	SK	22	-8	9	-4	67	6	65	10
	FI	8	-14	13	3	45	-33	69	30
	SE	32	-5	6	-5	82	9	48	3
	UK	28	4	12	-2	57	3	54	10

QB6 Parmi la liste suivante, quelles sont, d'après vous, les principales raisons pour maintenir l'agriculture partout dans l'UE ? (ROTATION – MAX. 2 REponses)

QB6 Which of the following do you think are the most important reasons for maintaining agriculture in all parts of the EU? (ROTATE – MAX. 2 ANSWERS)






























QB6 Welche der folgenden sind Ihrer Ansicht nach die wichtigsten Gründe für den Erhalt der Landwirtschaft in allen Teilen der Europäischen Union? (ROTIEREN - MAX. 2 NENNUNGEN)

		Cela fait partie de notre histoire et de notre culture		Autre (SPONTANE)		Aucune/ Il n'est pas important de maintenir l'agriculture partout dans l'UE (SPONTANE)		NSP	
		It is part of our history and culture		Other (SPONTANEOUS)		None/ It is not important to maintain agriculture in all parts of the EU (SPONTANEOUS)		DK	
		Landwirtschaft ist Teil unserer Geschichte und Kultur		Sonstige (SPONTAN)		Nichts davon/ es ist nicht wichtig, die Landwirtschaft in allen Teilen der EU zu erhalten (SPONTAN)		WN	
		EB 80.2	Diff. EB 72.5	EB 80.2	Diff. EB 72.5	EB 80.2	Diff. EB 72.5	EB 80.2	Diff. EB 72.5
	%								
	EU 28	18	-2	1	0	1	0	2	-2
	BE	18	-4	1	1	1	-1	0	-1
	BG	8	0	0	0	0	0	2	-2
	CZ	18	2	0	0	0	0	1	0
	DK	20	-11	0	0	2	0	1	-1
	DE	22	-2	1	1	1	1	1	-1
	EE	22	-7	1	1	0	0	2	-3
	IE	13	-7	0	-1	0	0	4	0
	EL	14	-3	0	0	0	0	0	0
	ES	11	0	1	-2	0	0	2	-1
	FR	29	-5	0	-1	0	0	2	0
	IT	18	-5	0	-2	1	-1	2	0
	CY	16	0	1	1	0	-1	1	1
	LV	16	0	0	0	1	0	2	0
	LT	13	-1	1	0	1	0	4	-3
	LU	15	-8	1	0	0	0	2	-1
	HR	17	NA	1	NA	0	NA	1	NA
	HU	14	2	1	0	0	-1	1	-2
	MT	12	0	0	-1	0	0	4	2
	NL	15	-9	2	2	1	0	1	0
	AT	23	0	1	0	1	0	0	-1
	PL	16	0	0	-1	0	0	6	-3
	PT	15	1	0	-1	0	-1	2	-2
	RO	12	0	1	0	0	0	4	-3
	SI	13	-7	2	1	0	0	1	0
	SK	14	-3	0	0	0	0	1	0
	FI	35	7	11	10	1	0	1	0
	SE	16	-5	0	0	1	0	1	0
	UK	16	0	1	1	2	1	4	-5

QB7 Il existe une très grande diversité d'agricultures et de produits alimentaires dans les 28 Etats membres de l'UE. Selon vous, dans quelle mesure cette diversité est-elle importante ou pas ?

QB7 There is great diversity in farming and food products in the 28 EU Member States. In your opinion, how important or not is this diversity?






























QB7 In den 28 EU-Mitgliedstaaten gibt es eine große Vielfalt an verschiedenen landwirtschaftlichen Produkten und Nahrungsmitteln. Wie wichtig oder unwichtig ist diese Vielfalt Ihrer Ansicht nach?

		Très importante	Plutôt importante	Plutôt pas importante	Pas du tout importante	NSP	Total 'Important'	Total 'Pas important'
		Very important	Fairly important	Not very important	Not at all important	DK	Total 'Important'	Total 'Not important'
		Sehr wichtig	Eher wichtig	Nicht sehr wichtig	Überhaupt nicht wichtig	WN	Gesamt 'Wichtig'	Gesamt 'Nicht wichtig'
		EB 80.2	EB 80.2	EB 80.2	EB 80.2	EB 80.2	EB 80.2	EB 80.2
	EU 28	40	47	8	1	4	87	9
	BE	35	53	9	1	2	88	10
	BG	56	35	4	0	5	91	4
	CZ	32	49	14	2	3	81	16
	DK	29	44	18	6	3	73	24
	DE	41	42	14	2	1	83	16
	EE	44	43	10	1	2	87	11
	IE	56	34	3	1	6	90	4
	EL	52	44	4	0	0	96	4
	ES	50	41	3	1	5	91	4
	FR	36	55	6	0	3	91	6
	IT	31	48	10	3	8	79	13
	CY	59	36	4	1	0	95	5
	LV	38	52	6	1	3	90	7
	LT	49	43	4	1	3	92	5
	LU	44	47	8	1	0	91	9
	HR	45	43	9	1	2	88	10
	HU	43	50	6	1	0	93	7
	MT	53	37	4	1	5	90	5
	NL	45	42	10	1	2	87	11
	AT	45	47	8	0	0	92	8
	PL	31	55	6	1	7	86	7
	PT	42	51	4	1	2	93	5
	RO	33	48	11	2	6	81	13
	SI	44	44	7	3	2	88	10
	SK	32	50	11	2	5	82	13
	FI	45	48	5	0	2	93	5
	SE	39	48	9	2	2	87	11
	UK	44	43	6	1	6	87	7

QB8 L'UE donne un soutien financier aux agriculteurs pour les aider à stabiliser leurs revenus. Cette aide représente environ 1% des dépenses publiques cumulées des 28 Etats membres de l'UE et près de 40% du budget total de l'UE. Pensez-vous que ce soutien est trop faible, adéquat ou trop élevé ?

QB8 The EU gives financial support to farmers to help them to stabilise their incomes. This aid represents around 1% of the combined public expenditure of the 28 Member States of the EU and almost 40% of the total EU budget. Do you think that this support is too low, about right or too high?






























QB8 Damit Landwirte über gleichbleibende Einnahmen verfügen, zahlt die EU ihnen eine finanzielle Unterstützung. Diese Hilfsleistung entspricht etwa 1% der gesamten öffentlichen Ausgaben aller 28 Mitgliedstaaten der EU und fast 40% des gesamten EU-Haushalts. Finden Sie diese Unterstützung zu niedrig, angemessen oder zu hoch?

		Trop faible	Adéquat	Trop élevé	NSP
		Too low	About right	Too high	DK
		Zu niedrig	Ungefähr angemessen	Zu hoch	WN
		EB 80.2	EB 80.2	EB 80.2	EB 80.2
	EU 28	26	45	13	16
	BE	28	51	17	4
	BG	28	37	4	31
	CZ	26	57	9	8
	DK	8	47	38	7
	DE	17	47	19	17
	EE	33	48	6	13
	IE	22	43	13	22
	EL	36	46	8	10
	ES	41	32	8	19
	FR	27	42	17	14
	IT	27	48	6	19
	CY	37	40	5	18
	LV	49	32	4	15
	LT	25	56	6	13
	LU	20	49	19	12
	HR	31	53	5	11
	HU	28	48	8	16
	MT	25	43	7	25
	NL	12	44	35	9
	AT	20	52	17	11
	PL	25	54	5	16
	PT	27	38	8	27
	RO	43	35	2	20
	SI	29	46	12	13
	SK	29	54	6	11
	FI	19	56	15	10
	SE	12	46	35	7
	UK	26	46	16	12

QB9 Selon vous, quelles sont les principales raisons qui justifient qu'une part importante du budget de l'UE (près de 40% du budget total de l'UE) soit destinée à la politique agricole commune ? (MAX. 2 REPONSES)

QB9 What do you think are the main reasons why the EU spends a significant proportion of its budget (almost 40% of the total EU budget) on the Common Agricultural Policy? (MAX. 2 ANSWERS)






























QB9 Was sind Ihrer Ansicht nach die Hauptgründe dafür, dass die EU einen bedeutenden Teil Ihres Haushalts (fast 40% des gesamten EU-Haushalts) für die Gemeinsame Agrarpolitik verwendet? (MAX. 2 NENNUNGEN)

		L'agriculture est un secteur financé presque intégralement par le budget de l'UE Agriculture is a sector financed almost entirely by the EU budget Der Agrarsektor wird nahezu vollständig durch den EU-Haushalt finanziert	L'aide financière aux agriculteurs permet de garantir l'approvisionnement des Européens en produits alimentaires Financial aid to farmers makes it possible to guarantee the food supply of Europeans Finanzhilfen für Landwirte ermöglichen es, die Nahrungsmittelversorgung für Europäer zu gewährleisten	L'agriculture nécessite de lourds investissements humains et financiers Agriculture requires heavy human and financial investments Landwirtschaft erfordert viel Personaleinsatz und hohe Finanzinvestitionen	L'aide financière aux agriculteurs permet d'assurer la production de produits alimentaires en assurant la protection de l'environnement Financial aid to farmers makes it possible to ensure the production of food products while protecting the environment Finanzhilfen für Landwirte ermöglichen es, die Nahrungsmittelproduktion zu gewährleisten und gleichzeitig die Umwelt zu schützen
%		EB 80.2	EB 80.2	EB 80.2	EB 80.2
	EU 28	13	44	28	38
	BE	13	47	28	41
	BG	13	43	48	30
	CZ	12	42	25	50
	DK	15	51	14	50
	DE	15	43	19	42
	EE	11	42	30	39
	IE	11	51	26	41
	EL	18	49	40	42
	ES	14	45	27	40
	FR	10	40	36	36
	IT	14	46	34	37
	CY	12	46	33	55
	LV	9	40	29	37
	LT	15	36	36	35
	LU	11	45	24	39
	HR	10	40	33	37
	HU	15	48	42	32
	MT	8	46	34	42
	NL	10	47	16	48
	AT	16	56	22	47
	PL	11	50	35	27
	PT	13	42	33	32
	RO	15	39	30	40
	SI	10	51	22	43
	SK	13	46	34	50
	FI	8	55	33	44
	SE	15	47	22	53
	UK	12	40	17	35

QB9 Selon vous, quelles sont les principales raisons qui justifient qu'une part importante du budget de l'UE (près de 40% du budget total de l'UE) soit destinée à la politique agricole commune ? (MAX. 2 REPONSES)

QB9 What do you think are the main reasons why the EU spends a significant proportion of its budget (almost 40% of the total EU budget) on the Common Agricultural Policy? (MAX. 2 ANSWERS)






























QB9 Was sind Ihrer Ansicht nach die Hauptgründe dafür, dass die EU einen bedeutenden Teil Ihres Haushalts (fast 40% des gesamten EU-Haushalts) für die Gemeinsame Agrarpolitik verwendet? (MAX. 2 NENNUNGEN)

		La production de produits alimentaires dans l'UE est plus coûteuse que dans d'autres pays, en raison de normes plus strictes	Autre (SPONTANE)	Aucun, cette part n'est pas justifiable (SPONTANE)	NSP
		The production of food products in the EU is more expensive than in other countries, because of stricter standards	Other (SPONTANEOUS)	None, this proportion is not justifiable (SPONTANEOUS)	DK
		In der EU ist die Nahrungsmittelproduktion wegen strengerer Standards teurer als in anderen Ländern	Sonstige (SPONTAN)	Kein Grund, dieser Anteil ist nicht zu rechtfertigen (SPONTAN)	WN
%		EB 80.2	EB 80.2	EB 80.2	EB 80.2
	EU 28	24	1	3	8
	BE	31	1	3	2
	BG	17	0	1	10
	CZ	30	1	2	2
	DK	42	2	1	3
	DE	29	2	4	7
	EE	28	1	1	9
	IE	26	1	2	10
	FI	17	1	2	5
	ES	18	2	1	7
	FR	37	1	3	6
	IT	14	0	1	9
	CY	26	1	1	4
	LV	23	0	5	9
	LT	17	2	1	12
	LU	32	1	3	8
	HR	26	1	1	7
	HU	21	1	3	4
	MT	16	0	0	13
	NL	34	5	3	4
	AT	27	3	7	2
	PL	14	0	3	8
	PT	13	1	3	11
	RO	18	0	2	12
	SI	26	3	5	4
	SK	21	1	1	3
	FI	33	1	2	2
	SE	31	4	2	1
	UK	25	2	5	16

QB10 Dans quelle mesure êtes-vous d'accord ou pas d'accord avec la proposition suivante : la politique agricole commune (PAC) bénéficie à l'ensemble des citoyens européens et pas seulement aux agriculteurs.

QB10 To what extent do you agree or disagree with the following statement: the Common Agricultural Policy (CAP) benefits all European citizens and not only farmers.






























QB10 Inwieweit stimmen Sie der folgenden Aussage zu: Von der Gemeinsamen Agrarpolitik (GAP) profitieren alle EU-Bürger und nicht nur Landwirte.

		Tout à fait d'accord	Plutôt d'accord	Plutôt pas d'accord	Pas du tout d'accord	NSP	Total 'D'accord'	Total 'Pas d'accord'
		Totally agree	Tend to agree	Tend to disagree	Totally disagree	DK	Total 'Agree'	Total 'Disagree'
		Stimme voll und ganz zu	Stimme eher zu	Stimme eher nicht zu	Stimme überhaupt nicht zu	WN	Gesamt 'Stimme zu'	Gesamt 'Stimme nicht zu'
%		EB 80.2	EB 80.2	EB 80.2	EB 80.2	EB 80.2	EB 80.2	EB 80.2
	EU 28	30	47	12	4	7	77	16
	BE	30	55	12	2	1	85	14
	BG	56	35	3	1	5	91	4
	CZ	30	51	12	4	3	81	16
	DK	28	46	18	6	2	74	24
	DE	34	46	12	3	5	80	15
	EE	42	43	9	2	4	85	11
	IE	36	39	9	2	14	75	11
	EL	36	47	10	3	4	83	13
	ES	38	39	10	4	9	77	14
	FR	18	46	20	7	9	64	27
	IT	23	52	12	3	10	75	15
	CY	61	25	8	2	4	86	10
	LV	36	45	10	3	6	81	13
	LT	45	43	7	2	3	88	9
	LU	30	47	14	3	6	77	17
	HR	27	48	15	5	5	75	20
	HU	33	51	10	2	4	84	12
	MT	53	31	5	1	10	84	6
	NL	31	47	16	3	3	78	19
	AT	33	51	12	2	2	84	14
	PL	29	57	7	1	6	86	8
	PT	24	45	15	5	11	69	20
	RO	34	44	8	2	12	78	10
	SI	43	36	13	4	4	79	17
	SK	33	53	10	2	2	86	12
	FI	35	49	9	3	4	84	12
	SE	30	45	17	6	2	75	23
	UK	24	46	13	5	12	70	18

QB11 Les agriculteurs sont soumis à des aléas climatiques, sanitaires et économiques qui menacent parfois la survie même de certaines exploitations. Selon vous, dans quelle mesure est-il important ou pas important de soutenir les exploitations agricoles fragiles lorsqu'elles sont confrontées à ces difficultés ?

QB11 Farmers are subject to climate and economic uncertainties and health hazards that sometimes threaten the survival of some farms. How important or not do you think it is to support vulnerable farms when they are faced with these difficulties?






























QB11 Landwirte sind oft von Wetterbedingungen abhängig und von wirtschaftlicher Unsicherheit und Gesundheitsgefahren betroffen. Das Überleben einiger landwirtschaftlicher Betriebe kann hierdurch gefährdet werden. Wie wichtig oder unwichtig ist es Ihrer Ansicht nach, derart gefährdete landwirtschaftliche Betriebe dabei zu unterstützen, mit diesen Schwierigkeiten fertig zu werden?

		Très important	Plutôt important	Plutôt pas important	Pas du tout important	NSP	Total 'Important'	Total 'Pas important'
		Very important	Fairly important	Not very important	Not at all important	DK	Total 'Important'	Total 'Not important'
		Sehr wichtig	Eher wichtig	Nicht sehr wichtig	Überhaupt nicht wichtig	WN	Gesamt 'Wichtig'	Gesamt 'Nicht wichtig'
		EB 80.2	EB 80.2	EB 80.2	EB 80.2	EB 80.2	EB 80.2	EB 80.2
	EU 28	48	43	5	1	3	91	6
	BE	40	53	6	0	1	93	6
	BG	69	27	1	0	3	96	1
	CZ	50	43	5	1	1	93	6
	DK	28	44	21	4	3	72	25
	DE	39	49	9	1	2	88	10
	EE	46	46	5	0	3	92	5
	IE	62	30	2	1	5	92	3
	FI	58	39	2	0	1	97	2
	ES	56	39	2	1	2	95	3
	FR	49	43	4	1	3	92	5
	IT	45	44	6	2	3	89	8
	CY	70	27	3	0	0	97	3
	LV	54	40	3	1	2	94	4
	LT	43	48	4	1	4	91	5
	LU	43	48	6	1	2	91	7
	HR	58	35	5	1	1	93	6
	HU	44	48	6	0	2	92	6
	MT	70	28	1	0	1	98	1
	NL	31	51	15	2	1	82	17
	AT	49	45	5	0	1	94	5
	PL	40	51	5	1	3	91	6
	PT	40	55	3	0	2	95	3
	RO	51	40	4	1	4	91	5
	SI	62	32	4	1	1	94	5
	SK	50	46	3	0	1	96	3
	FI	42	51	4	1	2	93	5
	SE	43	46	9	1	1	89	10
	UK	62	31	3	1	3	93	4

QB12 Si vous recherchez des informations sur l'agriculture et sur la politique agricole et de développement rural de l'UE, lesquelles des sources suivantes préféreriez-vous utiliser ? (MAX. 3 REPONSES)

QB12 If you were looking for information on agriculture and on the EU's agricultural and rural development policy, which of the following sources would you prefer to use? (MAX. 3 ANSWERS)






























QB12 Welche Quellen würden Sie bei der Suche nach Informationen zu Landwirtschaft, zur EU-Agrarpolitik und zur EU-Politik zur Entwicklung des ländlichen Raums vorzugsweise nutzen? (MAX. 3 ANTWORTEN)

	%	La télévision	La radio	Internet	Les médias sociaux	Les quotidiens et les magazines d'information
		TV	Radio	Internet	Social media	General newspapers and magazines
		Fernsehen	Dem Radio	Internet	Soziale Medien	Tageszeitungen und Zeitschriften
		EB 80.2	EB 80.2	EB 80.2	EB 80.2	EB 80.2
 EU 28		50	13	50	8	26
 BE		52	15	59	7	30
 BG		64	10	30	7	13
 CZ		49	14	57	7	25
 DK		35	10	87	10	26
 DE		62	19	49	6	47
 EE		42	21	61	8	29
 IE		32	16	53	7	29
 EL		53	6	43	8	18
 ES		40	7	49	6	12
 FR		48	16	60	8	24
 IT		51	11	34	7	20
 CY		46	12	56	7	15
 LV		42	13	65	12	14
 LT		49	17	51	8	12
 LU		47	20	62	7	35
 HR		40	9	62	13	14
 HU		53	17	33	8	13
 MT		44	17	53	13	10
 NL		30	7	80	10	41
 AT		55	28	26	7	48
 PL		52	11	37	5	11
 PT		57	8	31	3	21
 RO		71	19	35	12	11
 SI		58	17	50	5	24
 SK		57	17	51	5	24
 FI		44	12	65	13	44
 SE		28	13	83	13	47
 UK		40	11	68	13	28

QB12 Si vous recherchiez des informations sur l'agriculture et sur la politique agricole et de développement rural de l'UE, lesquelles des sources suivantes préféreriez-vous utiliser ? (MAX. 3 REPONSES)

QB12 If you were looking for information on agriculture and on the EU's agricultural and rural development policy, which of the following sources would you prefer to use? (MAX. 3 ANSWERS)






























QB12 Welche Quellen würden Sie bei der Suche nach Informationen zu Landwirtschaft, zur EU-Agrarpolitik und zur EU-Politik zur Entwicklung des ländlichen Raums vorzugsweise nutzen? (MAX. 3 ANTWORTEN)

		Les magazines spécialisés	Les foires agricoles	Autre (SPONTANE)	Ne chercherait pas ce genre d'information (SPONTANE)	NSP
		Specialised magazines	Agricultural fairs	Other (SPONTANEOUS)	Would not look for this kind of information (SPONTANEOUS)	DK
%		Fachzeitschriften	Landwirtschaftsmessen	Sonstige (SPONTAN)	Ich würde nicht nach derartigen Informationen suchen (SPONTAN)	WN
		EB 80.2	EB 80.2	EB 80.2	EB 80.2	EB 80.2
	EU 28	15	9	1	9	1
	BE	12	13	1	7	0
	BG	6	5	2	20	2
	CZ	26	11	1	9	1
	DK	29	12	0	1	0
	DE	11	6	1	7	1
	EE	20	8	1	10	1
	IE	9	6	2	13	3
	EL	15	9	4	11	0
	ES	13	10	2	8	3
	FR	24	16	2	5	0
	IT	15	6	1	13	3
	CY	21	24	4	8	0
	LV	10	5	3	9	0
	LT	12	10	3	6	1
	LU	18	16	1	5	0
	HR	25	19	1	2	1
	HU	17	8	2	14	1
	MT	9	13	1	13	0
	NL	24	6	2	3	0
	AT	12	10	4	18	1
	PL	10	4	2	19	1
	PT	12	7	3	14	1
	RO	16	15	2	6	2
	SI	15	19	4	7	0
	SK	22	12	1	8	1
	FI	22	10	2	5	1
	SE	32	8	1	1	0
	UK	11	6	1	6	2

QB13 L'UE envisage de rendre obligatoire l'étiquetage sur le lieu d'origine du lait ainsi que du lait utilisé en tant qu'ingrédient dans les produits laitiers, comme par exemple les yaourts et les fromages. Pour vous, est-il nécessaire ou pas de pouvoir identifier le lieu d'origine du lait, qu'il soit vendu en tant que tel ou sous forme de produit laitier ?

QB13 The EU is proposing to introduce compulsory labelling on place of origin for milk and the milk used as an ingredient in dairy products, such as yoghurts and cheese. Do you think is it necessary or not to be able to identify the place of origin of milk, either sold as it is or as an ingredient in dairy products?






























QB13 Die EU hat vorgeschlagen, eine Kennzeichnungspflicht für die Herkunft von Milch und die in Milchprodukten (z. B. Joghurt und Käse) als Zutat verwendete Milch einzuführen. Ist es Ihrer Ansicht nach notwendig oder nicht, genau zu wissen, wo Milch als solche und Milch als Zutat in Milchprodukten herkommt?

		Tout à fait nécessaire	Plutôt nécessaire	Pas vraiment nécessaire	Pas du tout nécessaire	NSP	Total 'Nécessaire'	Total 'Pas nécessaire'
		Totally necessary	Somewhat necessary	Not really necessary	Not at all necessary	DK	Total 'Necessary'	Total 'Not necessary'
		Auf jeden Fall notwendig	Ein Stück weit notwendig	Nicht wirklich notwendig	Überhaupt nicht notwendig	WN	Gesamt 'Notwendig'	Gesamt 'Nicht notwendig'
%		EB 80.2	EB 80.2	EB 80.2	EB 80.2	EB 80.2	EB 80.2	EB 80.2
	EU 28	54	30	11	4	1	84	15
	BE	42	34	19	5	0	76	24
	BG	52	22	16	4	6	74	20
	CZ	56	28	11	4	1	84	15
	DK	44	27	17	11	1	71	28
	DE	56	27	12	4	1	83	16
	EE	57	30	10	3	0	87	13
	IE	67	24	7	1	1	91	8
	EL	79	17	3	1	0	96	4
	ES	62	26	7	4	1	88	11
	FR	62	24	10	4	0	86	14
	IT	59	33	6	1	1	92	7
	CY	83	11	3	3	0	94	6
	LV	57	31	8	2	2	88	10
	LT	52	33	10	3	2	85	13
	LU	57	27	12	4	0	84	16
	HR	54	33	10	2	1	87	12
	HU	61	32	6	1	0	93	7
	MT	75	14	9	2	0	89	11
	NL	31	33	24	12	0	64	36
	AT	43	35	19	3	0	78	22
	PL	32	47	12	4	5	79	16
	PT	47	42	8	3	0	89	11
	RO	57	27	9	3	4	84	12
	SI	67	23	7	2	1	90	9
	SK	51	39	6	3	1	90	9
	FI	62	28	6	3	1	90	9
	SE	50	32	13	5	0	82	18
	UK	49	28	15	7	1	77	22

QB14 Pour vous, est-il nécessaire de savoir ... ? (PLUSIEURS REPONSES POSSIBLES)

QB14 Do you think is it necessary to know...? (MULTIPLE ANSWERS POSSIBLE)






























QB14 Welche Angaben sind Ihrer Ansicht nach notwendig? (MEHRFACHNENNUNGEN MÖGLICH)

		Où le lait a été trait (où la traite a été faite)	Où le lait a été transformé en produits laitiers	Autre (SPONTANE)	NSP
		Where the milking took place (where the milking was done)	Where the milk was transformed into dairy products	Other (SPONTANEOUS)	DK
		Wo das Melken stattgefunden hat (wo das Melken durchgeführt wurde)	Wo aus der Milch Milchprodukte hergestellt wurden	Sonstige (SPONTAN)	WN
%		EB 80.2	EB 80.2	EB 80.2	EB 80.2
	EU 28	68	77	4	3
	BE	67	72	4	3
	BG	50	86	1	3
	CZ	83	64	0	1
	DK	59	75	10	5
	DE	55	81	5	2
	EE	56	85	1	5
	IE	79	67	2	4
	EL	75	84	2	1
	ES	67	76	6	5
	FR	86	79	0	2
	IT	71	75	5	1
	CY	60	91	2	3
	LV	68	77	0	3
	LT	55	77	6	5
	LU	79	73	6	3
	HR	55	82	5	4
	HU	59	80	1	2
	MT	76	75	3	4
	NL	61	67	8	5
	AT	56	83	9	0
	PL	60	80	1	5
	PT	65	83	3	3
	RO	58	85	5	3
	SI	66	83	8	3
	SK	73	75	1	1
	FI	61	75	11	7
	SE	76	73	8	5
	UK	76	68	3	5

QB15 Et plus précisément, quel niveau de détail vous paraît-il nécessaire concernant le lieu d'origine du lait ? (PLUSIEURS REPONSES POSSIBLES)

QB15 What precise level of detail seems to you necessary regarding the place of origin of the milk?
(MULTIPLE ANSWERS POSSIBLE)






























QB15 Welche Informationen sollten Ihrer Ansicht nach in jedem Fall Teil der Herkunftsangabe der Milch sein?
(MEHRFACHNENNUNGEN MÖGLICH)

		S'il vient de l'UE ou de l'extérieur Whether it comes from the EU or from outside Ob sie aus der EU kommt oder von außerhalb der EU	Le pays d'origine The country of origin Das Herkunftsland	La région d'origine The region of origin Die Herkunftsregion	Autre (SPONTANE) Other (SPONTANEOUS) Sonstige (SPONTAN)	NSP DK WN
%		EB 80.2	EB 80.2	EB 80.2	EB 80.2	EB 80.2
	EU 28	36	73	54	1	1
	BE	35	65	44	1	1
	BG	26	71	58	0	1
	CZ	25	82	38	0	1
	DK	44	82	41	2	0
	DE	31	67	71	2	0
	EE	28	78	42	0	2
	IE	35	80	38	1	1
	EL	48	81	60	0	0
	ES	43	69	55	2	1
	FR	34	69	66	0	1
	IT	50	78	55	1	0
	CY	39	83	30	0	1
	LV	24	78	43	0	1
	LT	25	81	30	3	2
	LU	32	74	41	0	0
	HR	26	79	40	1	1
	HU	27	81	33	0	0
	MT	52	72	30	1	2
	NL	24	63	37	1	1
	AT	42	78	62	3	0
	PL	35	75	54	0	1
	PT	36	78	52	0	1
	RO	25	74	51	2	2
	SI	28	81	56	2	0
	SK	31	81	44	0	0
	FI	26	90	38	1	0
	SE	22	72	49	1	0
	UK	34	69	36	0	2

QB16 Des règles d'étiquetage obligatoire sur le lieu d'origine existent déjà dans l'UE pour certains types de viande non traitée et préemballée comme le bœuf, la volaille, le porc, le mouton/l'agneau et la chèvre. L'UE envisage de rendre obligatoire cet étiquetage sur le lieu d'origine pour d'autres types de viande, comme par exemple le lapin et le gibier. Pour vous, est-il nécessaire ou pas de pouvoir identifier le lieu d'origine de ces autres types de viande ?

QB16 There are already rules on compulsory labelling on place of origin in the EU for some types of unprocessed prepacked meat, such as beef, poultry, pork, lamb/mutton and goat. The EU is planning to extend this compulsory labelling on place of origin to other types of meat, such as rabbit and game. In your opinion, is it necessary or not to be able to identify the place of origin of these other types of meat?






























QB16 Für einige Arten von unverarbeitetem abgepacktem Fleisch wie Rind, Geflügel, Schwein, Lamm/Hammel und Ziege gibt es in der EU bereits Vorschriften und Kennzeichnungspflichten zur Herkunft. Die EU plant, diese Kennzeichnungspflichten zur Herkunft auf andere Fleischarten wie Kaninchen und Wild auszuweiten. Ist es Ihrer Meinung nach notwendig oder nicht, genau zu wissen, wo diese anderen Fleischarten herkommen?

		Tout à fait nécessaire	Plutôt nécessaire	Pas vraiment nécessaire	Pas du tout nécessaire	NSP	Total 'Nécessaire'	Total 'Pas nécessaire'
		Totally necessary	Somewhat necessary	Not really necessary	Not at all necessary	DK	Total 'Necessary'	Total 'Not necessary'
		Auf jeden Fall notwendig	Ein Stück weit notwendig	Nicht wirklich notwendig	Überhaupt nicht notwendig	WN	Gesamt 'Notwendig'	Gesamt 'Nicht notwendig'
		EB 80.2	EB 80.2	EB 80.2	EB 80.2	EB 80.2	EB 80.2	EB 80.2
%								
	EU 28	60	28	8	3	1	88	11
	BE	47	34	14	5	0	81	19
	BG	53	22	14	6	5	75	20
	CZ	63	24	10	3	0	87	13
	DK	55	24	10	10	1	79	20
	DE	66	22	8	3	1	88	11
	EE	61	26	9	3	1	87	12
	IE	70	19	8	2	1	89	10
	EL	76	18	5	1	0	94	6
	ES	63	26	6	4	1	89	10
	FR	69	21	6	3	1	90	9
	IT	62	32	4	1	1	94	5
	CY	78	13	5	4	0	91	9
	LV	61	28	7	2	2	89	9
	LT	52	33	9	3	3	85	12
	LU	60	27	9	4	0	87	13
	HR	52	32	12	3	1	84	15
	HU	65	29	5	1	0	94	6
	MT	80	14	4	2	0	94	6
	NL	39	34	19	7	1	73	26
	AT	54	31	13	1	1	85	14
	PL	39	45	9	3	4	84	12
	PT	50	40	8	2	0	90	10
	RO	58	27	9	3	3	85	12
	SI	64	25	8	2	1	89	10
	SK	59	31	7	2	1	90	9
	FI	50	31	14	4	1	81	18
	SE	59	27	10	4	0	86	14
	UK	57	25	11	6	1	82	17

QB17 Pour vous, est-il nécessaire de savoir ... ? (PLUSIEURS REPONSES POSSIBLES)

QB17 Do you think it is necessary to know...? (MULTIPLE ANSWERS POSSIBLE)






























QB17 Welche Angaben sind Ihrer Ansicht nach notwendig? (MEHRFACHNENNUNGEN MÖGLICH)

		Où l'animal est né	Où l'animal a été élevé	Où l'animal a été abattu	Autre (SPONTANE)	NSP
		Where the animal was born	Where the animal was raised	Where the animal was slaughtered	Other (SPONTANEOUS)	DK
		Wo das Tier geboren wurde	Wo das Tier aufgewachsen ist	Wo das Tier geschlachtet wurde	Sonstige (SPONTAN)	WN
		EB 80.2	EB 80.2	EB 80.2	EB 80.2	EB 80.2
	EU 28	47	83	62	3	3
	BE	35	77	63	2	2
	BG	25	87	39	1	3
	CZ	34	91	50	0	1
	DK	44	81	75	5	2
	DE	44	87	70	3	1
	EE	29	82	45	1	8
	IE	71	79	62	1	2
	EL	66	92	70	1	0
	ES	53	83	59	4	3
	FR	55	93	66	1	2
	IT	60	87	55	2	0
	CY	46	79	65	2	3
	LV	28	83	41	0	5
	LT	27	85	41	3	3
	LU	43	83	59	4	3
	HR	39	89	43	2	3
	HU	29	72	61	1	3
	MT	44	81	61	1	4
	NL	27	65	60	6	4
	AT	61	85	68	4	0
	PL	35	83	56	1	3
	PT	46	85	61	1	2
	RO	33	79	61	3	6
	SI	46	90	61	4	1
	SK	31	92	45	0	1
	FI	41	74	63	10	5
	SE	52	82	71	4	3
	UK	45	70	66	4	5

QB18 Et plus précisément, quel niveau de détail vous paraît-il nécessaire concernant le lieu d'origine de ces autres types de viande ? (PLUSIEURS REPONSES POSSIBLES)

QB18 What precise level of detail seems to you necessary regarding the place of origin for these other types of meat? (MULTIPLE ANSWERS POSSIBLE)






























QB18 Welche Informationen sollten Ihrer Ansicht nach in jedem Fall Teil der Herkunftsangabe dieser Fleischarten sein? (MEHRFACHNENNUNGEN MÖGLICH)

		Si elle vient de l'UE ou de l'extérieur Whether it comes from the EU or from outside Ob Sie aus der EU kommen oder von außerhalb der EU	Le pays d'origine The country of origin Das Herkunftsland	La région d'origine The region of origin Die Herkunftsregion	Autre (SPONTANE) Other (SPONTANEOUS) Sonstige (SPONTAN)	NSP DK WN
%		EB 80.2	EB 80.2	EB 80.2	EB 80.2	EB 80.2
	EU 28	37	75	52	1	1
	BE	36	68	44	2	1
	BG	27	73	53	0	1
	CZ	25	84	37	0	0
	DK	44	86	36	1	1
	DE	34	73	72	3	1
	EE	31	82	40	0	1
	IE	39	83	41	0	1
	EL	45	83	60	0	0
	ES	43	74	55	2	0
	FR	38	75	62	0	0
	IT	49	79	54	2	0
	CY	38	82	29	0	1
	LV	25	79	41	0	1
	LT	28	82	29	2	1
	LU	33	68	43	2	1
	HR	25	79	39	1	1
	HU	25	82	32	0	0
	MT	53	70	30	1	4
	NL	25	65	36	1	2
	AT	48	79	65	4	0
	PL	36	77	50	0	1
	PT	36	77	53	0	1
	RO	27	75	48	1	2
	SI	30	84	54	1	0
	SK	29	84	42	0	0
	FI	33	90	35	0	1
	SE	26	76	40	1	1
	UK	37	69	34	1	3

QB19 Seriez-vous prêt(e) à payer un peu plus cher (entre 1% et 2% plus cher) pour voir ces informations sur le lieu d'origine apparaître sur les étiquettes du lait et des produits laitiers, ainsi que sur les étiquettes des autres types de viande ?

QB19 Would you be prepared to pay a little more (between 1 and 2% more) to see this information on place of origin appear on the labels of milk and dairy products as well as on other types of meat?

QB19 Wären Sie dazu bereit, für diese Herkunftsangabe auf der Verpackung von Milch und Milchprodukten sowie von anderen Fleischarten etwas mehr zu bezahlen (zwischen 1 und 2% mehr)?

		Oui	Non	NSP
		Yes	No	DK
		Ja	Nein	WN
		EB	EB	EB
		80.2	80.2	80.2
	EU 28	53	42	5
	BE	52	47	1
	BG	44	45	11
	CZ	48	48	4
	DK	64	34	2
	DE	65	30	5
	EE	46	52	2
	IE	56	37	7
	EL	45	53	2
	ES	41	55	4
	FR	56	43	1
	IT	53	36	11
	CY	61	34	5
	LV	47	49	4
	LT	40	52	8
	LU	70	28	2
	HR	61	35	4
	HU	36	59	5
	MT	64	29	7
	NL	52	46	2
	AT	53	41	6
	PL	43	51	6
	PT	33	64	3
	RO	39	51	10
	SI	51	45	4
	SK	47	48	5
	FI	69	29	2
	SE	83	15	2
	UK	57	42	1

QB20.1 Lorsque vous achetez ..., quel est le facteur le plus important pour vous ?






























Du lait ou des produits laitiers

QB20.1 When you buy ..., which is the most important factor for you?

Milk or dairy products

QB20.1 Welcher Faktor ist für Sie am wichtigsten, wenn Sie folgende Produkte kaufen?

Milch oder Milchprodukte

		La qualité	Le prix	La provenance du produit (origine géographique) Where the product came from (geographic origin)	La marque	Autre (SPONTANE)	Pas applicable (SPONTANE)	NSP
		Quality	The price	(Geografische) Herkunft des Produkts	The brand	Other (SPONTANEOUS)	Not applicable (SPONTANEOUS)	DK
		Qualität	Der Preis		Die Marke	Sonstige (SPONTAN)	Trifft nicht zu (SPONTAN)	WN
		EB 80.2	EB 80.2	EB 80.2	EB 80.2	EB 80.2	EB 80.2	EB 80.2
	EU 28	54	22	16	5	1	1	1
	BE	58	24	8	8	1	1	0
	BG	57	26	6	9	0	1	1
	CZ	49	28	15	7	1	0	0
	DK	53	23	15	7	2	0	0
	DE	61	18	16	4	0	1	0
	EE	54	25	13	6	1	1	0
	IE	45	29	17	8	0	1	0
	EL	50	14	33	3	0	0	0
	ES	57	26	6	9	1	1	0
	FR	49	24	20	5	1	1	0
	IT	48	14	33	4	0	0	1
	CY	59	15	17	7	2	0	0
	LV	60	22	11	5	1	0	1
	LT	63	20	8	5	2	1	1
	LU	62	11	17	9	0	1	0
	HR	55	23	14	8	0	0	0
	HU	48	37	11	3	1	0	0
	MT	78	5	8	5	1	2	1
	NL	63	20	4	7	4	2	0
	AT	37	16	36	10	1	0	0
	PL	55	25	8	7	0	3	2
	PT	48	36	8	6	1	1	0
	RO	56	24	11	5	0	2	2
	SI	56	15	22	3	3	1	0
	SK	58	23	11	7	0	1	0
	FI	40	21	33	5	1	0	0
	SE	51	8	32	7	2	0	0
	UK	59	27	7	3	1	2	1

QB20.2 Lorsque vous achetez ..., quel est le facteur le plus important pour vous ?






























D'autres types de viande

QB20.2 When you buy ..., which is the most important factor for you?

Other types of meat

QB20.2 Welcher Faktor ist für Sie am wichtigsten, wenn Sie folgende Produkte kaufen?





























Andere Fleischarten, wie Kaninchen oder Wild

		La qualité	Le prix	La provenance du produit (origine géographique) Where the product came from (geographic origin)	La marque	Autre (SPONTANE)	Pas applicable (SPONTANE)	NSP
		Quality	The price	(Geografische) Herkunft des Produkts	The brand	Other (SPONTANEOUS)	Not applicable (SPONTANEOUS)	DK
%		Qualität	Der Preis		Die Marke	Sonstige (SPONTAN)	Trifft nicht zu (SPONTAN)	WN
		EB 80.2	EB 80.2	EB 80.2	EB 80.2	EB 80.2	EB 80.2	EB 80.2
	EU 28	56	18	20	2	1	2	1
	BE	67	18	11	2	0	2	0
	BG	45	27	12	3	0	10	3
	CZ	46	25	26	1	1	1	0
	DK	59	15	18	3	1	3	1
	DE	58	13	22	1	0	5	1
	EE	55	20	18	2	1	3	1
	IE	48	19	25	4	0	3	1
	EL	49	14	37	0	0	0	0
	ES	69	19	7	1	1	2	1
	FR	46	18	28	3	1	3	1
	IT	46	12	38	3	0	0	1
	CY	61	13	22	1	0	2	1
	LV	63	19	13	2	0	2	1
	LT	60	22	13	1	0	3	1
	LU	66	8	21	1	0	3	1
	HR	58	19	18	4	0	1	0
	HU	49	32	15	2	1	1	0
	MT	71	7	18	1	0	2	1
	NL	66	14	9	2	3	5	1
	AT	40	14	41	3	1	1	0
	PL	62	25	7	3	0	2	1
	PT	56	33	10	0	0	1	0
	RO	55	26	12	3	1	1	2
	SI	48	18	29	2	2	1	0
	SK	59	21	16	2	0	1	1
	FI	41	13	39	2	1	4	0
	SE	42	8	43	1	1	4	1
	UK	63	18	13	2	0	4	0

QB21 Parmi les logos sur cette carte, veuillez me dire ceux que vous connaissez.
(PLUSIEURS REPONSES POSSIBLES)

QB21 Which of the logos on this card are you aware of?
(MULTIPLE ANSWERS POSSIBLE)






























QB21 Welche der hier abgebildeten Kennzeichnungen kennen Sie?
(MEHRFACHNENNUNGEN MÖGLICH)

		Agriculture biologique		Commerce équitable		Appellation d'origine protégée		Indication géographique protégée	
		Organic farming		Fairtrade		Protected designation of origin		Protected geographical indication	
		Biologische Landwirtschaft		Fairtrade		Geschützte Ursprungsbezeichnung		Geschützte geografische Angabe	
		EB 80.2	Diff. EB 77.2	EB 80.2	Diff. EB 77.2	EB 80.2	Diff. EB 77.2	EB 80.2	Diff. EB 77.2
%									
	EU 28	25	1	37	1	13	-1	14	0
	BE	26	6	57	3	9	1	11	1
	BG	18	5	6	0	12	-2	16	1
	CZ	25	4	20	8	17	3	20	7
	DK	39	0	74	-1	4	1	4	-2
	DE	32	-1	62	5	6	-2	7	-2
	EE	44	10	21	4	8	0	10	0
	IE	25	-2	79	1	5	-1	9	2
	EL	11	-6	5	0	15	-1	11	-4
	ES	14	0	4	1	19	5	22	8
	FR	30	-8	29	0	20	-5	19	2
	IT	25	1	18	1	30	-6	31	-1
	CY	19	1	9	2	5	-2	5	-5
	LV	34	1	7	1	3	-4	9	-5
	LT	31	5	6	1	6	2	10	3
	LU	32	-5	74	-2	5	-11	10	-1
	HR	12	NA	6	NA	13	NA	13	NA
	HU	21	2	12	6	10	3	10	1
	MT	15	-4	25	-3	11	6	8	1
	NL	25	4	81	3	2	-4	4	-2
	AT	60	24	77	5	19	0	19	3
	PL	22	10	7	2	7	1	8	-3
	PT	14	-7	7	-9	8	-9	6	-12
	RO	13	3	5	0	8	3	6	0
	SI	31	-1	9	-2	9	-4	11	-5
	SK	23	-5	12	0	16	2	13	1
	FI	34	1	53	-1	8	3	7	2
	SE	35	2	77	3	6	-4	9	0
	UK	22	0	83	2	4	-3	5	-5

QB21 Parmi les logos sur cette carte, veuillez me dire ceux que vous connaissez.
(PLUSIEURS REPONSES POSSIBLES)

QB21 Which of the logos on this card are you aware of?
(MULTIPLE ANSWERS POSSIBLE)

QB21 Welche der hier abgebildeten Kennzeichnungen kennen Sie?
(MEHRFACHNENNUNGEN MÖGLICH)

	%	Spécialité traditionnelle garantie		Aucun (SPONTANE)		NSP		Connait au moins un logo	
		Traditional specialty guaranteed		None (SPONTANEOUS)		DK		Aware of at least one logo	
		Garantiert traditionelle Spezialitäten		Nichts davon (SPONTAN)		WN		Kennt mindestens eine Kennzeichnung	
		EB 80.2	Diff. EB 77.2	EB 80.2	Diff. EB 77.2	EB 80.2	Diff. EB 77.2	EB 80.2	Diff. EB 77.2
	EU 28	12	-3	35	-2	5	1	60	0
	BE	9	-2	28	-3	2	-1	70	3
	BG	15	0	58	1	7	-2	35	1
	CZ	21	1	35	-12	7	0	58	12
	DK	4	-1	18	0	2	2	80	-1
	DE	5	-6	25	-4	3	1	72	4
	EE	13	-9	35	-4	6	0	59	3
	IE	9	1	13	-2	4	0	83	2
	EL	16	0	62	4	3	-3	35	-1
	ES	16	-9	53	0	3	-1	44	1
	FR	13	-6	31	-1	10	7	59	-6
	IT	20	-2	33	-2	5	0	62	2
	CY	12	-8	55	-9	10	10	34	-2
	LV	8	-6	46	-1	9	5	44	-4
	LT	18	-3	45	18	8	-21	46	2
	LU	10	-5	16	1	3	3	81	-4
	HR	15	NA	49	NA	16	NA	34	NA
	HU	8	-3	56	-6	3	1	42	6
	MT	7	-3	53	8	7	-4	40	-5
	NL	6	1	15	-2	2	1	83	1
	AT	16	1	9	-6	3	1	88	5
	PL	9	-6	54	-9	8	4	38	4
	PT	6	-9	67	8	7	2	26	-10
	RO	12	3	62	2	12	-4	26	1
	SI	6	-7	55	3	3	0	42	-3
	SK	20	0	46	-1	9	3	45	-2
	FI	16	4	26	-4	1	0	73	4
	SE	7	-3	18	0	1	0	81	0
	UK	10	-3	12	-1	1	0	87	1